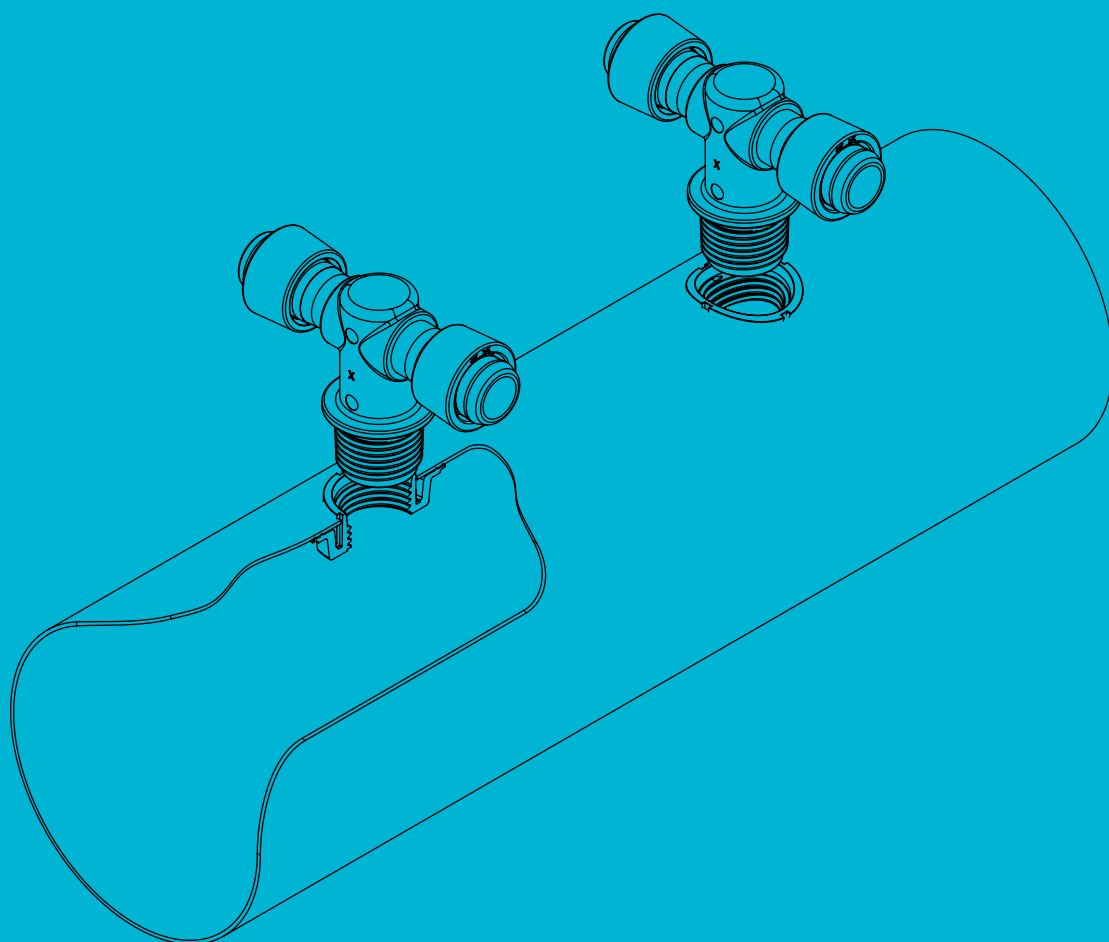


PIPES

PRODUCT CATALOG



2017

Products appearing in this catalogue may be covered by one or more of the following US Patent Nos. US7886775, US8220838 and other U.S. patents pending or corresponding issued or pending foreign patents

All rights are reserved. You are specifically prohibited and not allowed to reproduce, copy, duplicate, manufacture, supply, sell, hire, distribute or adapt all or any part of this publication including any packaging. Netafim™ is a trademark of Netafim™ Ltd., registered in the U.S. and other countries.

We endeavor to provide accurate, quality and detailed information. However, we cannot accept liability for your reliance on the provided information and you are advised to independently seek professional advice from Netafim™ and/or its "authorized", representatives. There is no undertaking by us that the provided information or any part thereof is accurate, complete or up to date.

Mention of third-party products is for informational purposes only and constitutes neither an endorsement nor a recommendation.

Netafim™ assumes no responsibility with regard to the performance or use of these products.

In no event shall Netafim™ be liable for any indirect, incidental, special or consequential damages.

CONTENTS

PE Irrigation Pipes

Data	4
Standard irrigation PE pipes	5-6
Netafim™ irrigation tubes and micro-tubes	7

FlexNet™ Flexible Pipes

Data	8-11
Start connectors	12-13
Pipe connectors	14-17
FlexNet™ accessories for sprinklers system	18



NETAFIM™ PE PIPES

POLYETHYLENE PIPES, TUBES AND MICRO-TUBES

APPLICATIONS

For use in agricultural irrigation systems, water delivery systems, sprinkler and micro-sprinkler stands, assembly dripper sets and automation application.

SPECIFICATIONS

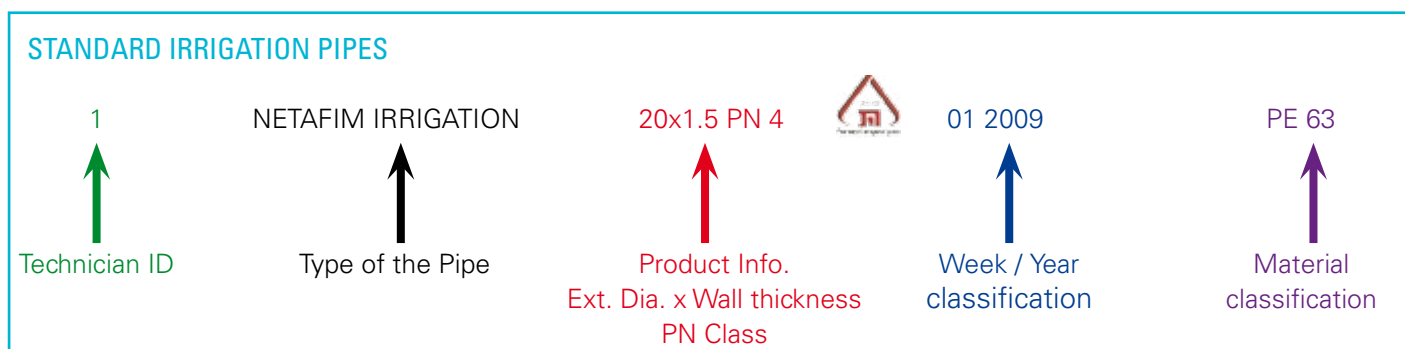
- Standard irrigation pipes, produced according to Israeli Standard SI 8779 that fits the International Standard ISO 8779.
- Tubes and Micro-tubes 3*5, 4*6.5, 6*8 and 9*12 mm, produced according to Netafim™ quality standards for drippers, sprinkler and micro-sprinkler stands.
- Micro-tubes 8 mm, produced according to Netafim™ quality standards for hydraulic command and automation systems.

FEATURES AND BENEFITS

- All pipes are manufactured with UV and oxidation protection, making them durable to solar radiation without significant damage for many years.
- Microorganisms or fungi do not attack PE pipes, either internally or externally.
- PE pipes are resistant to saline water, acid or alkaline solutions (excluding highly concentrated solutions) and to most substances employed in agricultural applications.
- Available in standard coil lengths, large diameter reels or pipe rods, to meet specific requirements.
- Made with quality low or medium density polyethylene resin, especially formulated to resist cracking and kinking, and to ensure long-term reliability.
- Precision manufacturing to ensure the uniformity of internal diameter and wall thickness.

MARKING

Each pipe can be identified by its external diameter and by its class (2.5, 4, 5 or 6 bar).
On each 1 meter of the pipe there is a mark that represents the following:





STANDARD IRRIGATION PE PIPES

Tie coils, catalog number: 40500-(any of below 6 digits)

MODEL	PIPE OD (MM)	PN (CLASS)	MAX. WORKING PRESSURE (BAR)	MINIMUM WALL THICKNESS* (MM)	I.D (MM)	MATERIAL CLASSIFICATION	TIE COILS PIPE LENGTH				
							25 METER	50 METER	100 METER	200 METER	400 METER
16/4	16	4	4	1.0	14.0	PE40	004110	004210	004310	004410	004510
20/4	20	4	4	1.2	17.6	PE40	004810	004910	005010	005110	005130
25/4	25	4	4	1.5	22.0	PE40	005510	005610	005710	005910	
32/4	32	4	4	1.3	29.4	PE63	006205	006310	006410		
32/4 Soft	32	4	4	2.4	27.2	PE32	006440	006430			
40/4	40	4	4	1.6	36.8	PE63	006650	006700	006900	007000	N/A
40/4 Soft	40	4	4	3.0	34.0	PE32		007300	007400		N/A
40/5	40	5	5	1.9	36.2	PE63			007450		
50/4	50	4	4	2.0	46.0	PE63	007550	007600	007800	007900	N/A
50/4 Soft	50	4	4	3.7	42.6	PE32		008200	008300		N/A
50/5	50	5	5	2.4	45.2	PE63			008380		N/A
63/4	63	4	4	2.5	58.0	PE63		008500	008700		N/A
63/5	63	5	5	3.0	57.0	PE63		008500	008700		N/A

Missing catalog numbers available upon request

* At water temperatures up to 35 °C



STANDARD IRRIGATION PE PIPES

Stretched wrapped coils, catalog number: 40500-(any of below 6 digits)

MODEL	PIPE OD (MM)	PN (CLASS)	MAX. WORKING PRESSURE (BAR)	MINIMUM WALL THICKNESS* (MM)	I.D (MM)	MATERIAL CLASSIFICATION	STRETCHED WRAPPED COILS PIPE LENGTH				
							25 METER	50 METER	100 METER	200 METER	400 METER
16/4	16	4	4	1.0	14.0	PE40	004100	004200	004300	004400	004500
20/4	20	4	4	1.2	17.6	PE40	004800	004900	005000	005100	
25/4	25	4	4	1.5	22.0	PE40	005000	005600	005700		N/A
32/4	32	4	4	1.3	29.4	PE63	005500	006300	006400	N/A	N/A
32/4 Soft	32	4	4	2.4	27.2	PE32		006300	006400		

Missing catalog numbers available upon request

* At water temperatures up to 35 °C



STANDARD IRRIGATION PE PIPES

Rod pipes, catalog number: 40500-(any of below 6 digits)

MODEL	PIPE OD (MM)	PN (CLASS)	MAX. WORKING PRESSURE (BAR)	MINIMUM WALL THICKNESS* (MM)	I.D (MM)	MATERIAL CLASSIFICATION	ROD PIPES LENGTH	
							5.85 METER	11.85 METER
20/4	20	4	4.00	1.2	17.6	PE40	004710	004720
25/4	25	4	4.00	1.5	22.0	PE40	005410	005420
32/4	32	4	4.00	1.3	29.4	PE63	006210	006220
40/4	40	4	4.00	1.6	36.8	PE63	006710	006720
50/4	50	4	4.00	2.0	46.0	PE63	007510	007520
63/4	63	4	4.00	2.5	58.0	PE63	008420	008420

Missing catalog numbers available upon request

* At water temperatures up to 35 °C



STANDARD IRRIGATION PE PIPES

Coiled on metal drums, catalog number: 40500-(any of below 6 digits)

MODEL	PIPE OD (MM)	PN (CLASS)	MAX. WORKING PRESSURE (BAR)	MINIMUM WALL THICKNESS* (MM)	I.D (MM)	MATERIAL CLASSIFICATION	BIG COILS PIPE LENGTH	
							METER	
16/4	16	4	4	1.0	14.0	PE40	7000	004600
20/4	20	4	4	1.2	17.6	PE40	4500	005300
25/4	25	4	4	1.5	22.0	PE40	2700	006000
32/4	32	4	4	1.4	29.1	PE63	1800	006500
40/4	40	4	4	1.7	36.5	PE63	1200	007100
40/4 Soft	40S	4	4	3.0	34.0	PE32		

Missing catalog numbers available upon request

* At water temperatures up to 35 °C



STANDARD IRRIGATION PE PIPES - COLORED GRAY

Tie coils, catalog number: 40500-(any of below 6 digits)

MODEL	PIPE OD (MM)	PN (CLASS)	MAX. WORKING PRESSURE (BAR)	MINIMUM WALL THICKNESS* (MM)	I.D (MM)	MATERIAL CLASSIFICATION	TIE COILS PIPE LENGTH			
							50 METER	100 METER	200 METER	400 METER
16/4	16	4	4	1.0	14.0	PE40		004320	004420	
20/4	20	4	4	1.2	17.6	PE40		005050	005150	
25/4	25	4	4	1.5	22.0	PE40		005720	005920	
32/4	32	4	4	1.3	29.4	PE63	006320	006420	006460	
40/4	40	4	4	1.6	36.8	PE63	006740	006920		N/A
50/4	50	4	4	2.0	46.0	PE63		007820		N/A

Missing catalog numbers available upon request

* At water temperatures up to 35 °C



STANDARD IRRIGATION PE PIPES - COLORED PURPLE

Tie coils, catalog number: 40560-(any of below 6 digits)

MODEL	PIPE OD (MM)	PN (CLASS)	MAX. WORKING PRESSURE (BAR)	MINIMUM WALL THICKNESS* (MM)	I.D (MM)	MATERIAL CLASSIFICATION	TIE COILS PIPE LENGTH	
							50 METER	100 METER
16/4	16	4	4	1.0	14.0	PE40	000750	000800
20/4	20	4	4	1.2	17.6	PE40	000900	000950
25/4	25	4	4	1.5	22.0	PE40	001030	001050
32/4	32	4	4	1.3	29.4	PE63	001130	001150
40/4	40	4	4	1.6	36.8	PE63	001230	001250
50/4	50	4	4	2.0	46.0	PE63	001330	001350
63/4	63	4	4	2.5	58.0	PE63	001430	001450

Missing catalog numbers available upon request

* At water temperatures up to 35 °C



NETAFIM™ IRRIGATION PE TUBES & MICRO-TUBES

Tie coils, catalog number: 40000-(any of below 6 digits)

MODEL	PIPE OD (MM)	PIPE ID (MM)	MAX. WORKING PRESSURE (BAR)	MATERIAL CLASSIFICATION	COLOR	TIE COILS PIPE LENGTH			
						100 METER	200 METER	500 METER	1000 METER
3*5	5.0	3.3	4	SPE	Black	002000	002100	002200	002250
3*5	5.0	3.3	4	SPE	Gray		002125	002135	002270
3*5	5.0	3.3	4	SSPE	Black	002050		002220	
3*5	5.0	3.3	4	SSPE	Gray	002060	002120	002130	002260
4*6.5	6.5	4.0	4	SPE	Black	004700	004800	004900	
4*6.5	6.5	4.0	4	SSPE	Black	004840			
4*6.5	6.5	4.0	4	SSPE	Gray		004850	004950	
6*8	8.0	5.5	4	SPE	Black	006510	006560	006580	
9*12	12.0	8.7	4	SPE	Black	005530			

Missing catalog numbers available upon request

* At water temperatures up to 35 °C

NETAFIM™ IRRIGATION PE TUBES & MICRO-TUBES

Cut pieces, catalog number : 40000-(any of below 6 digits)

MODEL	PIPE OD (MM)	PIPE ID (MM)	MAX. WORKING PRESSURE (BAR)	MATERIAL CLASSIFICATION	COLOR	CUT PIECES PIPE LENGTH (METER)						
						0.15	0.30	0.60	0.90	1.00	1.20	1.50
3*5	5.0	3.3	4	SPE	Black	002420	002500	002800	003000	003030		003065
3*5	5.0	3.3	4	SPE	Gray		002545	002817		003032	003050	003033
3*5	5.0	3.3	4	SSPE	Black		002520	002815	003015	003040		
3*5	5.0	3.3	4	SSPE	Gray		002540	002810	003020		003060	003080
4*6.5	6.5	4.0	4	SPE	Black		005040	005100	005170	005220	005260	005340
4*6.5	6.5	4.0	4	SSPE	Black	005015						
4*6.5	6.5	4.0	4	SSPE	Gray	005020	005070	005120	005190	005290	005280	005360
6*8	8.0	5.5	4	SPE	Black			006160		006210	006260	006310
9*12	12.0	8.7	4	SPE	Black			005460	005480	005490	005510	005520

Missing catalog numbers available upon request Cutt pieces micro tubes can be supplied in any required length between 0.15 and 2.50 m.

* At water temperatures up to 35 °C



NETAFIM™ IRRIGATION PE TUBES & MICRO-TUBES

Tie coils, catalog number: 40000-(any of below 6 digits)

MODEL	PIPE OD (MM)	PIPE ID (MM)	MAX. WORKING PRESSURE (BAR)	MATERIAL CLASSIFICATION	COLOR	TIE COILS PIPE LENGTH			
						100 METER	200 METER	500 METER	1000 METER
8mm.	8.0	5.5	10	PE	Black	012500	012600	012700	012550
8mm.	8.0	5.5	10	PE	Black+1 stripe Blue	012800	013300	013800	012850
8mm.	8.0	5.5	10	PE	Black+1 stripe Green	012900	013400	013900	012950
8mm.	8.0	5.5	10	PE	Black+1 stripe Red	013000	013500	014000	013050
8mm.	8.0	5.5	10	PE	Black+1 stripe White	013100	013600	014100	013150
8mm.	8.0	5.5	10	PE	Black+1 stripe Yellow	013200	013700	014200	013250
8mm.	8.0	5.5	10	PE	Black+2 stripes Blue	014300	014800	015300	014350
8mm.	8.0	5.5	10	PE	Black+2 stripes Green	014400	014900	015400	014450
8mm.	8.0	5.5	10	PE	Black+2 stripes Red	014500	015000	015500	014550
8mm.	8.0	5.5	10	PE	Black+2 stripes White	014600	015100	015600	014650
8mm.	8.0	5.5	10	PE	Black+2 stripes Yellow	014700	015200	015700	014750
8mm.	8.0	5.5	10	PE	Black+3 stripes Blue		016300	016800	
8mm.	8.0	5.5	10	PE	Black+3 stripes Green		016400	016900	
8mm.	8.0	5.5	10	PE	Black+3 stripes Red		016500	017000	
8mm.	8.0	5.5	10	PE	Black+3 stripes White		016600	017100	
8mm.	8.0	5.5	10	PE	Black+3 stripes Yellow		016700	017200	
8mm.	8.0	5.5	10	PE	Black+4 stripes Blue		017800	018300	
8mm.	8.0	5.5	10	PE	Black+4 stripes Green		017900	018400	
8mm.	8.0	5.5	10	PE	Black+4 stripes Red		018000	018500	
8mm.	8.0	5.5	10	PE	Black+4 stripes White	017600	018100	018600	
8mm.	8.0	5.5	10	PE	Black+4 stripes Yellow	017700	018200	018700	

Missing catalog numbers available upon request

* At water temperatures up to 35 °C



NETAFIM™ FLEXIBLE PIPES FLEXNET™

INNOVATIVE MAINLINE AND SUB-MAINLINE PIPING SOLUTIONS
THAT ARE EASY TO INSTALL, RECOIL AND RELOCATE



FLEXNET™



FLEXNET HP™

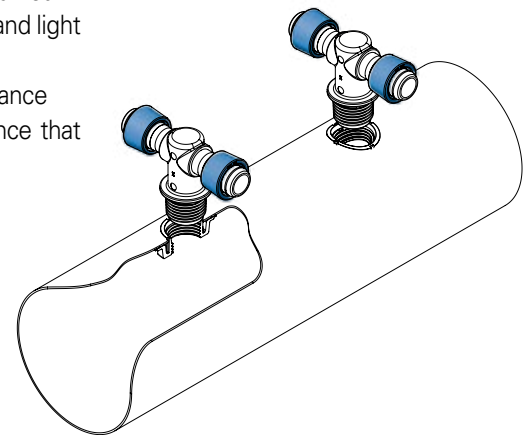
APPLICATIONS

For seasonal crop:

- Sub main for all drip irrigation and sprinkler systems
- Water delivery pipes

FEATURES AND BENEFITS

- Reduced labor through simple and fast installation and retrieval, that is achieved due to low product weight, pre-ordered welded outlets at a spacing that match farmer needs, and specially-designed dripperline connectors that require no glue or Teflon
- Reduced weeding and muddy spots thanks to perfect sealing between the patented outlets and the pipe, that are guaranteed to provide top performance over many years
- Dripperlines remain in the same position throughout the entire season due to avoidance of the "snaking" phenomenon that is prevalent with other sub-main pipes in the market.
- Product longevity is achieved through unique weaving that provides both strength and light weight and thus allow numerous layings and retrievals
- White colored for high thermal resistance, high chemical resistance and UV resistance
- Full suite of auxiliary products that ensure simplicity, connectivity and maintenance that guarantees product's extended performance



SPECIFICATIONS

	FLEXNET™	FLEXNET HP™
ISO 16438 Standard Compatibility	√	√
Available diameters	2", 3", 4", 6", 8", 10", 12"	2", 3", 4", 6", 8"
Coil length	50 or 100 meter	50 or 100 meter
Welded outlet color	Green	Black
Colored strip for easy identification	Black	Red
Raw material	PP	PE
Maximum working pressure	Depending on pipe diameter (see table below)	

FLEXNET™ TECHNICAL DATA

FLEXNET™	INSIDE DIAMETER (MM)	WALL THICKNESS (MM)	OUTSIDE DIAMETER (MM)	MAX. WORKING PRESSURE (BAR)
2" / 51mm	51.5	0.75	53.2	2.5
3" / 78mm	78.3	0.75	80.0	2.0
4" / 102mm	102.5	0.75	104.2	1.7
6" / 163mm	163.0	0.75	164.7	1.4
8" / 209mm	209.0	0.75	210.7	1.0
10" / 260mm	260.0	0.75	261.7	0.8
12" / 320mm	320.0	0.75	321.7	0.65

FLEXNET™ PACKAGE DATA

FLEXNET™	COIL LENGTH (M)	DIMENSIONS WIDTH*DIAMETER (CM*CM)	COIL WEIGHT BLANK / WITH CONNECTORS (KG)	COILS PER PALLET (UNITS)	COIL LENGTH (M)	DIMENSIONS WIDTH*DIAMETER (CM*CM)	COIL WEIGHT BLANK / WITH CONNECTORS (KG)	COILS PER PALLET (UNITS)
2" / 51mm	100	10.0*70	13 / 14	20	50	10.0*55	9	40
3" / 78mm	100	14.2*70	16 / 17	14	50	14.2*55	11 / 14	28
4" / 102mm	100	18.5*70	21 / 22	12	50	18.5*55	14 / 21	24
6" / 163mm	100	27.5*70	32 / 33	6	50	27.5*55	19 / 28	12
8" / 209mm	100	33.5*70	43 / 44	6	50	33.5*55	25 / 38	12
10" / 260mm	100	42.5*70	51 / 52	6	50	42.5*55	32 / 48	12
12" / 320mm	100	51.5*70	65 / 66	4	50	51.5*55	37 / 55	8

* Please note that coils dimensions may vary if the spacing between the integral connectors is less than 1m

FLEXNET HP™ TECHNICAL DATA

FLEXNET HP™	INSIDE DIAMETER (MM)	WALL THICKNESS (MM)	OUTSIDE DIAMETER (MM)	MAX. WORKING PRESSURE (BAR)
2" / 51mm	51.5	1.1	53.7	3.0
3" / 78mm	78.3	1.1	80.5	3.0
4" / 102mm	102.5	1.1	104.7	3.0
6" / 163mm	163.0	1.1	165.2	2.2
8" / 209mm	209.0	1.1	210.7	1.5

FLEXNET HP™ PACKAGE DATA

FLEXNET HP™	COIL LENGTH (M)	DIMENSIONS WIDTH*DIAMETER (CM*CM)	COIL WEIGHT BLANK / WITH CONNECTORS (KG)	COILS PER PALLET (UNITS)	COIL LENGTH (M)	DIMENSIONS WIDTH*DIAMETER (CM*CM)	COILS PER PALLET (UNITS)
2" / 51mm	100	9.0*70	15 / 16	22	50	9.0*55	36
3" / 78mm	100	14.0*70	27 / 28	14	50	14.0*55	28
4" / 102mm	100	18.5*70	35 / 36	12	50	18.5*55	24
6" / 163mm	100	27.5*70	52 / 53	6	50	27.5*55	12
8" / 209mm	100	33.5*70	62 / 63	6	50	33.5*55	12

FLEXNET™ BLANK PIPES

Catalog number: 43002-(any of below 6 digits)

FLEXNET™	BLANK PIPE 50 METER	BLANK PIPE 100 METER
2" / 51mm	000177	000179
3" / 78mm	000197	000199
4" / 102mm	000203	000205
6" / 163mm	000220	000222
8" / 209mm	000230	000237
10" / 260mm	000247	000257
12" / 320mm	000267	000277



FLEXNET™

FLEXNET™ PIPES WITH INTEGRAL WELDED CONNECTORS

Catalog number: 43002-(any of below 6 digits)

FLEXNET™	0.50 (M) BETWEEN CONN. 100 METER	0.50 (M) BETWEEN CONN. 50 METER	0.70 (M) BETWEEN CONN. 100 METER	0.70 (M) BETWEEN CONN. 50 METER	0.75 (M) BETWEEN CONN. 100 METER	0.75 (M) BETWEEN CONN. 50 METER	0.80 (M) BETWEEN CONN. 100 METER	0.80 (M) BETWEEN CONN. 50 METER
2"/51 mm	000420	000410	000450	000440	000480	000470	000510	000500
3"/78 mm	001060	001050	001850	001848	001860	001858	001863	001861
4"/102 mm	002523	002519	002552	002550	002557	002555	002564	002562
6"/163 mm	003300	003290	003920	003918	003935	003930		
8"/209 mm					005000	004990		
10"/260 mm								

FLEXNET™	0.90 (M) BETWEEN CONN. 100 METER	0.90 (M) BETWEEN CONN. 50 METER	1.00 (M) BETWEEN CONN. 100 METER	1.00 (M) BETWEEN CONN. 50 METER	1.40 (M) BETWEEN CONN. 50 METER	1.40 (M) BETWEEN CONN. 100 METER	1.50 (M) BETWEEN CONN. 50 METER	1.50 (M) BETWEEN CONN. 100 METER	1.60 (M) BETWEEN CONN. 50 METER	1.60 (M) BETWEEN CONN. 100 METER
2"/51 mm	000570	000560	000600	000590	000650	000660	000680	000690		
3"/78 mm	001890	001888	001900	001898	001998	002000	002010	002012	002015	002017
4"/102 mm	002570	002568	002600	002590	003001	003000	003030	003032	003080	003090
6"/163 mm	003940	003938			003984	003990	003997	004000	004020	004030
8"/209 mm							005010	005020		
10"/260 mm										

* Missing catalog numbers available upon request

** Other distances and configurations between integral welded connectors available upon request

Additional catalog numbers can be configured by the FlexNet™ on-line configurator:

<http://productconfig.netafim.com/>

FLEXNET HP™ BLANK PIPES

Catalog number: 43000-(any of below 6 digits)

FLEXNET HP™	BLANK PIPE 50 METER	BLANK PIPE 100 METER
2" / 51mm	000510	000530
3" / 78mm	000550	000560
4" / 102mm	000580	000600
6" / 163mm	000650	000670
8" / 209mm	000675	000680



FLEXNET HP™ PIPES WITH INTEGRAL WELDED CONNECTORS

Catalog number: 43000-(any of below 6 digits)

FLEXNET HP™	0.5 (M) BETWEEN CONN. 100 METER	1.0 (M) BETWEEN CONN. 100 METER	1.2 (M) BETWEEN CONN, 100 METER	1.5 (M) BETWEEN CONN. 100 METER	1.8 (M) BETWEEN CONN. 100 METER	5.0 (M) BETWEEN CONN. 100 METER	8.0 (M) BETWEEN CONN. 100 METER	10.0 (M) BETWEEN CONN. 100 METER
2" / 51mm	006200	006800	006900		006980	007240	007275	007360
3" / 78mm	009470	010015	010030	010050	010100	010225	010280	010300
4" / 102mm	013870		014035	014050	014100		014270	014300
6" / 163mm				015003				
8" / 209mm		015102						

* Missing catalog numbers available upon request

** Other distances and configurations between integral welded connectors available upon request

FLEXNET HP™	0.5 (M) BETWEEN CONN. 50 METER	1.0 (M) BETWEEN CONN. 50 METER	1.2 (M) BETWEEN CONN, 50 METER	1.5 (M) BETWEEN CONN. 50 METER	1.8 (M) BETWEEN CONN. 50 METER	1.93 (M) BETWEEN CONN. 50 METER	1.93 (M) BETWEEN CONN. 100 METER	8.0 (M) BETWEEN CONN. 50 METER	10.0 (M) BETWEEN CONN. 50 METER
2" / 51mm	006100	006760	006860		006940		007000	007265	007320
3" / 78mm	009460	008504	008507	008550	008600	008700	010200	008780	008800
4" / 102mm	011850			012050	012100	012200	014200	012270	012300
6" / 163mm				015001					
8" / 209mm		015100							

* Missing catalog numbers available upon request



** Other distances and configurations between integral welded connectors available upon request

Additional catalog numbers can be configured by the FlexNet™ on-line configurator:
<http://productconfig.netafim.com/>

FLEXNET™ TO DRIPPERLINES CONNECTORS

TO USE WITH INTEGRAL WELDED CONNECTORS

START CONNECTORS FOR 12 MM TWD/MWD DRIPPERLINES

PRODUCT PICTURE	PRODUCT DESCRIPTION	CATALOGUE NO.	FLEXNET™	FLEXNET HP™
	Fast elbow 12 w/blue ring MTH 1/2"	32500-003360	√	√
	Fast "T" 12 w/blue ring MTH 1/2"	32500-002565	√	√

√ = Suitable

START CONNECTORS FOR 16 MM TWD/MWD DRIPPERLINES







PRODUCT PICTURE	PRODUCT DESCRIPTION	CATALOGUE NO.	FLEXNET™	FLEXNET HP™
	Fast elbow 16 w/blue ring MTH 1/2"	32500-015381	√	√
	Fast "T" 16 w/blue rings MTH 1/2"	32500-015341	√	√
	Fast elbow 16 w/o ring MTH 1/2"	32500-015380	√	√
	Fast "T" 16 w/o rings MTH 1/2"	32500-015340	√	√
	White ring 16 For MWD	32500-017600	√	√
	Black flat ring for HWD	32000-006950	√	√
	Twist lock elbow 16 MTH 1/2"	32500-011380	√	√
	Twist lock elbow "T" 16 MTH 1/2"	32500-011370	√	√

√ = Suitable




TWD - Thin Wall DripperLines

MWD - Medium Wall DripperLines



START CONNECTORS FOR 22 & 25 MM TWD/MWD DRIPPERLINES

PRODUCT PICTURE	PRODUCT DESCRIPTION	CATALOGUE NO.	FLEXNET™	FLEXNET HP™
	Fast elbow 22 w/blue ring MTH 1/2" 1 unit 100 units/bag	32500-034020 32500-034040	√	√
	Fast "T" 22 w/blue rings MTH 1/2" 1 unit 100 units/bag	32500-034120 32500-034130	√	√
	TL elbow 22 MTH 1/2" 1 unit	32500-014770	√	√
	TL "T" 22 x 2 MTH 1/2" 1 unit	32500-014750	√	√
	Fast elbow 25 w/black ring MTH 1/2" 1 unit	32500-034220	√	√
	Fast "T" 25 w/black ring MTH 1/2" 1 unit	32500-034320	√	√

START CONNECTORS FOR 16/17 MM HWD DRIPPERLINES

PRODUCT PICTURE	PRODUCT DESCRIPTION	CATALOGUE NO.	FLEXNET™	FLEXNET HP™
	Elbow Flare 16-17 MTH 1/2"	32500-025750	√	√
	Elbow Barb 16 MTH 1/2"	32500-012700	√	√
	"T" barb 16 x 2 MTH 1/2"	32500-011600	√	√

FLEXNET™ COMPLEMENTARY PRODUCTS

PRODUCT PICTURE	PRODUCT DESCRIPTION	CATALOGUE NO.	FLEXNET™	FLEXNET HP™
	FXN PLUG 0.5" MTH+O RING/50 BAG FXN PLUG 0.5" MTH+O RING/100 BAG	42000-027105 42000-027110	√	√
	NETAFIX NFP PUNCTURE FIX KIT BOX NETAFIX NFP SPARE PARTS /20 BAG	42000-007000 42000-007010	√	√

FLEXNET™ CONNECTORS KITS

Note: All the products are supplied as a kit including the seal and metal band.

PRODUCT PICTURE	PRODUCT DESCRIPTION	CATALOG NO.	FLEXNET™	FLEXNET HP™
COUPLING CONNECTOR				
	2"/51 mm	43040-018000	√	√
	3"/78 mm	43040-018150	√	√
	4"/102 mm	43040-018300	√	√
COUPLING CONNECTOR WITH READY MADE PORT				
 * 1/2" threaded outlet	2"/51 mm + 1/2" BSP Port	43040-030600	√	√
	3"/78 mm + 1/2" BSP Port	43040-030700	√	√
	4"/102 mm + 1/2" BSP Port	43040-030800	√	√
COUPLING CONNECTOR				
	PX 6"/160	43040-031600	√	
	PX 8"/209	43040-031700	√	
	PX 10"/260	43040-031800	√	
	PX 12"/360	43040-031900	√	
LINE END CAP CONECTOR				
	2"/51 mm	43040-020710	√	√
	3"/78 mm	43040-020720	√	√
	4"/102 mm	43040-020730	√	√
ELBOW CONNECTOR				
	2"/51 mm	43040-018900	√	√
	3"/78 mm	43040-019000	√	√
	4"/102 mm	43040-019100	√	√
 Each kit includes 2 rubber gaskets and 2 metal rings	6"/160 mm	43020-016500	√	
	8"/209 mm	43020-016550	√	
	10"/260 mm	43020-016600	√	
	12"/320 mm	43020-016650	√	
"T" CONNECTOR				
	2"/51 mm	43040-019500	√	√
	3"/78 mm	43040-019600	√	√
	4"/102 mm	43040-019700	√	√
 Each kit includes 3 rubber gaskets and 3 metal rings	6"/160 mm	43020-016730	√	
	8"/209 mm	43020-016770	√	
	10"/260 mm	43020-016850	√	
	12"/320 mm	43020-016920	√	
"T" TRANSITION CONNECTOR				
	3"-2"-3" (78 mm-51 mm-78 mm)	43040-020100	√	√
	4"-3"-4" (102 mm-78 mm-102 mm)	43040-020200	√	√
 Each kit includes 3 rubber gaskets and 3 metal rings	8"-6"-8" (209 mm-160 mm-209 mm)	43020-016750	√	
	10"-8"-10" (260 mm-209 mm-260 mm)	43020-016800	√	
	12"-10"-12" (320 mm-260 mm-320 mm)	43020-016900	√	
BARB X MTH NPT ADAPTOR				
	2"/51 mm	43040-018205	√	√
	3"/78 mm	43040-018210	√	√
	4"/102 mm	43040-018380	√	√

FLEXNET™ CONNECTORS KITS

Note: All the products are supplied as a kit including the seal and metal band.

PRODUCT PICTURE	PRODUCT DESCRIPTION	CATALOG NO.	FLEXNET™	FLEXNET HP™
BARB X MTH BSP ADAPTOR				
	2"/51 mm	43040-018050	√	√
	3"/78 mm	43040-018200	√	√
	4"/102 mm	43040-018350	√	√
BARB X MTH BSP ADAPTOR WITH READY MADE PORT				
	2"/51 + 1/2" BSP Port	43040-030900	√	√
	3"/78 + 1/2" BSP Port	43040-031000	√	√
	4"/102 + 1/2" BSP Port	43040-031100	√	√
BARB X PVC SW ADAPTOR				
	Barb 2"/51 mm * PVC SW ISO 50/63	43040-018100	√	√
	Barb 2"/51 mm * PVC SW ASTM 1.5"/2"	43040-018605	√	√
	Barb 3"/78 mm * PVC SW ISO 75/90	43040-018250	√	√
	Barb 3"/78 mm * PVC SW ASTM 2.5"/3"	43040-018610	√	√
	Barb 4"/102 mm * PVC SW ISO 110	43040-018400	√	√
	Barb 4"/102 mm * PVC SW ASTM 4"/102 mm	43040-018381	√	√
	PX 6"/160 mm * SW ISO 160	43040-032000	√	
	PX 6"/160 mm * SW ASTM 6"/160 mm	43040-032400	√	
	PX 8"/209 mm * SW ISO 200	43040-032100	√	
	PX 8"/209 mm * SW ASTM 8"/209 mm	43040-032500	√	
	PX 10"/260 mm * SW ISO 250	43040-032200	√	
	PX 10"/260 mm * SW ASTM 10"/260 mm	43040-032600	√	
	PX 12"/320 mm * SW ISO 315	43040-032300	√	
	PX 12"/320 mm * SW ASTM 12"/320 mm	43040-032700	√	
BARB X PVC SW ISO ADAPTOR WITH READY MADE PORT				
	Barb 2"/51 mm * PVC SW ISO 50/63 + 1/2" BSP Port	43040-031200	√	√
	Barb 3"/78 mm * PVC SW ISO 75/90 + 1/2" BSP Port	43040-031300	√	√
	Barb 4"/102 mm * PVC SW ISO 110 + 1/2" BSP Port	43040-031400	√	√

FLEXNET HP™ 6" & 8" CONNECTORS KITS

PRODUCT PICTURE	PRODUCT DESCRIPTION	CATALOG NUMBER	FLEXNET™	FLEXNET HP™
	FXN HP PX Coupling 6"/160 kit + 4 clamps	43040-100600		√
	FXN HP PX Coup. for HP Barb Con 8" kit + 4 clamps	43040-100700		√
	FXN HP PX Barb Con 6" SW ISO 160 mm kit + 2 clamps	43040-100601		√
	FXN HP PX Barb 8"*SW ISO 200mm - HP kit + 2 clamps	43040-100701		√
	FXN HP PX Barb Con 6" SW ASTM kit + 2 clamps	43040-100602		√
	FXN HP PX Barb 8"*SW ASTM 8" - HP kit + 2 clamps	43040-100702		√

* Two clamps on each side are needed due to the FlexNet HP™ nominal pressure

√ = Suitable



FLEXNET™ CONNECTORS KITS

Note: All the products are supplied as a kit, including the seal and metal band.


PRODUCT PICTURE	PRODUCT DESCRIPTION	CATALOG NO.	FLEXNET™	FLEXNET HP™
TRANSITION CONNECTOR				
	2"/51 mm - 3"/78 mm	43040-020300	√	√
	3"/78 mm - 4"/102 mm	43040-020400	√	√
	4"/102 mm - 6"/160 mm	43040-031608	√	
 Each kit includes 2 rubber gasket and 2 metal rings	6"/160 mm - 8"/209 mm	43020-017000	√	
	8"/209 mm - 10"/260 mm	43020-017050	√	
	10"/260 mm - 12"/320 mm	43020-017100	√	
FLANGE-BARB-FLANGE				
 Each kit includes 1 rubber gasket and 1 metal ring a flat wood drill bit and 2 metal support rings	6"/160 mm	43020-013600	√	
	8"/209 mm	43020-013620	√	
	10"/260 mm	43020-013640	√	
FLANGE-BARB				
	Barb 2"/51 mm * Flange ISO 63	43040-030000	√	√
	Barb 3"/78 mm * Flange ISO 90	43040-030100	√	√
	Barb 4"/102 mm * Flange ISO 110	43040-030200	√	√
 Each kit includes 1 rubber gasket and 1 metal ring a flat wood drill bit and a metal support ring	Barb 6"/160 mm * Flange ISO 160	43020-012600	√	
	Barb 8"/209 mm * Flange ISO 200	43020-012620	√	
	Barb 10"/260 mm * Flange ISO 250	43020-012640	√	
	Barb 12"/302 mm * Flange ISO 315	43020-012645	√	
UNIVERSAL FLANGE				
	Barb 2"/51 mm	43040-036050	√	√
	Barb 3"/78 mm	43040-036150	√	√
	Barb 4"/102 mm	43040-036250	√	√
FLANGE ADAPTOR				
	2"/51 mm	43040-036350	√	√
	3"/78 mm	43040-036450	√	√
	4"/110 mm	43040-036550	√	√
FLUSHING LINE END				
	2"/51 mm	43040-030300	√	√
	3"/78 mm	43040-030400	√	√
	4"/102 mm	43040-030500	√	√
Each kit includes 1 rubber gasket and 1 metal ring	6"/160 mm	43020-012780	√	
	8"/209 mm	43020-012800	√	
	10"/260 mm	43020-012820	√	
	12"/302 mm	43020-012830	√	

√ = Suitable


FLEXNET™ CONNECTOR THREADING TOOLS

PRODUCT PICTURE	PRODUCT DESCRIPTION	CATALOG NO.	FLEXNET™	FLEXNET HP™
	1/2" BSP hand tap (thread)	45000-003185	√	√
	Flat wood drill bit 18mm for BSP1/2" tap	45000-003162	√	√


FLEXNET™ SPARE PARTS

PRODUCT PICTURE	PRODUCT DESCRIPTION	CATALOG NUMBER	FLEXNET™	FLEXNET HP™
	SS304 Clamp for Barb Conn 2" (RX)	43040-100000	√	√
	SS304 Clamp for Barb Conn 3" (RX)	43040-100010	√	√
	SS304 Clamp for Barb Conn 4" (RX)	43040-100020	√	√
	SS304 Clamp for Barb Conn 6" (RX)	43040-100030	√	√
	SS304 Clamp for Barb Conn 8" (RX)	43040-100040	√	
	SS304 Clamp for Barb Conn 10" (RX)	43040-100050	√	
	SS304 Clamp for Barb Conn 12" (RX)	43040-100060	√	
	O-ring Seal EPDM 40 x 4.5 For Barb Conn 2"	43040-006200	√	√
	O-ring Seal EPDM 60 x 4.5 for Barb Conn 3"	43040-006230	√	√
	O-ring Seal EPDM 80 x 4.5 for Barb Conn 4"	43040-006260	√	√
	FXN /FXN HP Rubber Seal F/Barb Conn 6"	43020-010000	√	√
	FXN /FXN HP Rubber Seal F/Barb Conn 8"	43020-010050	√	
	FXN /FXN HP Rubber Seal F/Barb Conn 10"	43020-010100	√	
	FXN /FXN HP Rubber Seal F/Barb Conn 12"	43020-010150	√	

HYDRAULIC LAYING AND RETRIEVING MACHINE








CATALOG NUMBER	PRODUCT DESCRIPTION	PRODUCT ILLUSTRATION
77200-001110	LAYING & RECOILING MACHINE 2"-4" FXN/FXN HP	

MANUAL LAYING AND RETRIEVING MACHINE

CATALOG NUMBER	PRODUCT DESCRIPTION	PRODUCT ILLUSTRATION
77200-001130	MANUAL LAYING & RECOILING MACHINE 2"-6" FXN/FXN HP	

√ = Suitable

FLEXNET™ ACCESSORIES FOR SPRINKLERS SYSTEM

<p>COMPLETE STAND W/O STAKE Female press fit conn. + 1.2 meter 9*12 tube + barb/male F&S conn., THESE 3 products are SUPPLIED assembled, and as separate products in the same box: flat female/1/2" male threaded S&F conn. + stake adapter that fits a 6 mm rod</p>		<p>IMP SPR STAND 9*12 120CM W/OSTK F&S FLX</p>			
<p>64020-006150</p>		<p>64520-004910</p>			
<p>SPR STAND QUICK CONN MALE/BARB 12+0" RING</p>		<p>SPR STAND FTN F&S CONN FEMALE/ 1/2" MTH</p>		<p>REDUCTION NIPPLE 3/4" MALE - 1/2" MALE</p>	
<p>65080-005060</p>		<p>65080-005210</p>		<p>78220-007700</p>	
<p>METAL ROD</p>		<p>SPR STAND F&S CONN LOCKING SLEEVE 12</p>		<p>BUSHING CONNECTOR 3/4" MALE - 1/2" FEMALE</p>	
<p>6 mm diameter, 100 cm length 65080-001100</p>		<p>65080-005090</p>		<p>78220-004100</p>	
<p>6 mm diameter, 120 cm length 65080-001200</p>					
<p>8 mm diameter, 100 cm length 65080-001600</p>					
<p>8 mm diameter, 120 cm length 65080-001700</p>					
<p>MEGA-RISER 1/2" 0.4 meter length 1/2" male threaded - 1/2" female threaded</p>		<p>MEGA-SUPPORTING ARM</p>		<p>MEGA-BASE</p>	
<p>64520-002490</p>		<p>64520-002485</p>		<p>64520-002480</p>	

* For more information please see Netafim™ Micro Sprinklers, Micro Emitters & Sprinklers catalogue

