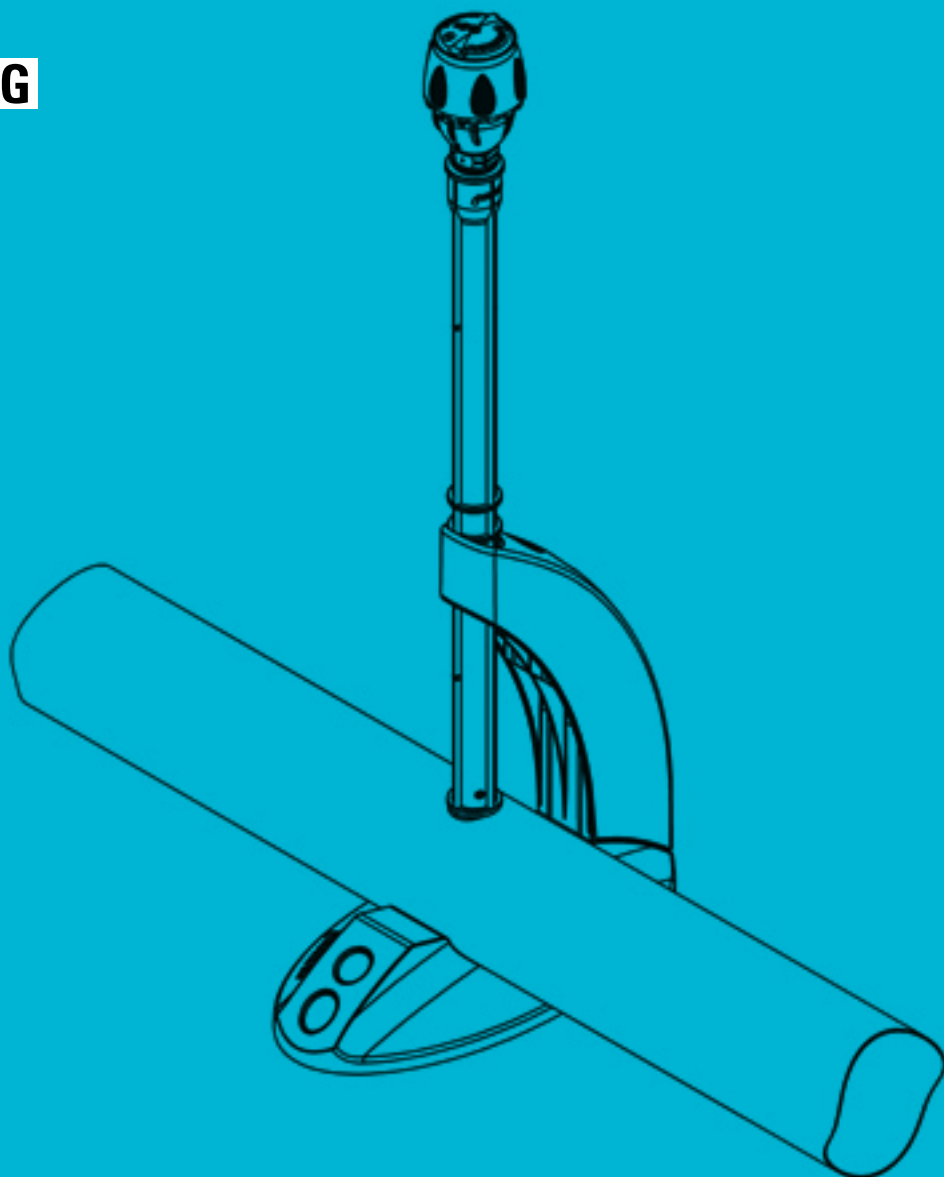


MICRO SPRINKLERS MICRO EMITTERS SPRINKLERS

PRODUCT CATALOG



2017 v.2

Products appearing in this catalogue may be covered by one or more of the following US Patent No. 6863226 and other U.S. patents pending or corresponding issued or pending foreign patents

All rights are reserved. You are specifically prohibited and not allowed to reproduce, copy, duplicate, manufacture, supply, sell, hire, distribute or adapt all or any part of this publication including any packaging. Netafim™, are trademarks of Netafim™ Ltd., registered in the U.S. and other countries. We endeavor to provide accurate, quality and detailed information. However we cannot accept liability for your reliance on the provided information and you are advised to independently seek professional advice from Netafim™ and/or its authorized representatives. There is no undertaking by us that the provided information or any part thereof is accurate, complete or up to date .

Mention of third-party products is for informational purposes only and constitutes neither an endorsement nor a recommendation.

Netafim™ assumes no responsibility with regard to the performance or use of these products.

In no event shall Netafim™ be liable for any indirect, incidental, special or consequential damages.

CONTENTS

1) Pressure compensated Micro-sprinklers and Micro-emitters	
SuperNet™ LR & LRD	4
SuperNet™ MR & MRD	8
SuperNet™ SR & SRD	10
SuperNet™ SSR	14
SuperNet™ UD	16
SuperNet™ GS	20
SuperNet™ JET	22
SuperNet™ components	26
Stripnet™ Pro	28
Pulsar™ with StripNet™ Head	32
Pulsar™ with GyroNet™ Head	34
Pulsar™ with MistNet™ Head	38
Pulsar™ with VibroNet™ Head	40
Pulsar™ with CoolNet™ Pro Head	42
2) Micro-sprinklers and Micro-emitters	
GyroNet™ LR & LRD	44
GyroNet™ MR & MRD	48
GyroNet™ SR & SRD	50
GyroNet™ UD	54
GyroNet™ JET	58
GyroNet™ components	61
VibroNet™ SD	62
3) Micro-sprinklers and Micro-emitters Up-right stands complementary accessories	
Connectors and Stand accessories	64
4) Micro-emitters for nurseries and pot irrigation	
PC Spray Stakes	66
Spray Stake	68
5) Micro-sprinklers and Micro-emitters for protected crops	
SpinNet™	70
SpinNet™ SD	74
VibroNet™	78
CoolNet™ Pro	82
MistNet™	86
CoolNet™ Pro and MistNet™ components	88
6) Micro-sprinklers and Micro-emitters Upside-down stands complementary accessories	
Connectors and Stand accessories	89
7) Sprinklers and Midi-sprinklers	
GyroNet™ Turbo	90
MegaNet™ 15D	94
MegaNet™ 24D	98
D-Net™ 8550	102
D-Net™ 6550	106
LWP 2450	110
D-Net™ 9575	114
8) Sprinklers stands complementary accessories	
connectors and stand accessories	117
9) Netafim™ Flexible pipes, FlexNet™ and FlexNet™ HP	118
10) Micro-tubes and tubes, complementary accessories	118
11) Tools	123



SUPERNET™ LR & LRD

LONG RANGE & LONG RANGE WITH DEFLECTOR

APPLICATIONS

Irrigation of tree plantations with large root volumes.

SPECIFICATIONS

- LR means a revolving rotor irrigating a large area.
- LRD stream deflector concentrates all the water in the area surrounding the young tree during the initial growing period. When the tree grows, the stream deflector can be broken off, thus enabling extended irrigation diameter.
- Flow regulated micro-sprinkler, 9 different flow rates: 20, 30, 35, 40, 50, 58, 70, 90, 110 l/h.
Flow rates within pressure range.
- Pressure range 1.5-4.0 bar.
- Recommended filtration: 200 micron / 80 mesh.
Filtration method is to be selected based on the kind and concentration of the dirt particles existing in the water. Wherever sand exceeding 2 ppm exists in the water, a Hydrocyclone is to be installed before the main filter. When sand/ silt/ clay solids exceed 100 ppm, pre treatment will be applied according to Netafim™ expert team's instructions.
- 5 types of inlet connectors:
 - Barb
 - Self tapping
 - Press fit
 - 3/8" male threaded
 - 1/2" male threaded
- 2 types of upper bearing:
 - Standard - for normal water
 - Everspin™ - for harsh condition
- The rotor is colored Purple for flows of 20 to 40 l/h, and Black for flows of 50 to 110 l/h.
- SuperNet™ micro-sprinklers meet ISO 8026 standards (SI 1406) with production certified by the Israel Standards Institute (SII).

FEATURES AND BENEFITS

- Unique regulation mechanism ensures even water and nutrients quantities per tree, uniform distribution and wetting diameter regardless of sprinkler's inlet pressures (within pressure range).
- Anti-ant mechanism prevents insect penetration into the area of the micro-sprinkler nozzle.
- Regulated micro-sprinkler made of plastic materials resistant to all agrochemicals & weather conditions.
- Water passage area 30% larger than in any other emitter with identical flow rate. The largest water passages on the market – resists clogging.
- Specially designed for fruit trees, orchards, deciduous and other tree crops requiring efficient water distribution.
- Can be used in Frost mitigation and/or Cooling irrigation systems.
- Long-term reliable service, simple, modular parts, clog resistant design.

SUPERNET™ TECHNICAL DATA

MODEL	FLOW RATE (L/H)*	REGULATION CHAMBER CODE COLOR	NOZZLE SIZE (MM)	WORKING PRESSURE RANGE (BAR)	CONSTANT K	EXPONENT* X	WETTED DIAMETER (M)		SWIVEL (ROTOR) CODE COLOR
							LR MODEL 20 CM ABOVE GROUND	LRD MODEL 20 CM ABOVE GROUND	
020	20	Purple	0.89	1.5 - 4.0	20	0	4.5	1.5	Purple
030	30	Brown	1.14	1.5 - 4.0	30	0	6.0	1.5	Purple
035	35	Light Blue	1.20	1.5 - 4.0	35	0	6.0	1.5	Purple
040	40	Blue	1.28	1.5 - 4.0	40	0	6.0	1.5	Purple
050	50	Green	1.43	1.5 - 4.0	50	0	7.0	1.5	Black
058	58	Gray	1.55	1.5 - 4.0	58	0	7.0	1.5	Black
070	70	Black	1.73	1.5 - 4.0	70	0	7.0	2.0	Black
090	90	Orange	1.74	1.5 - 4.0	90	0	7.0	2.0	Black
110	110	Red	1.70	2.0 - 4.0	110	0	8.0	2.0	Black

*within working pressure range

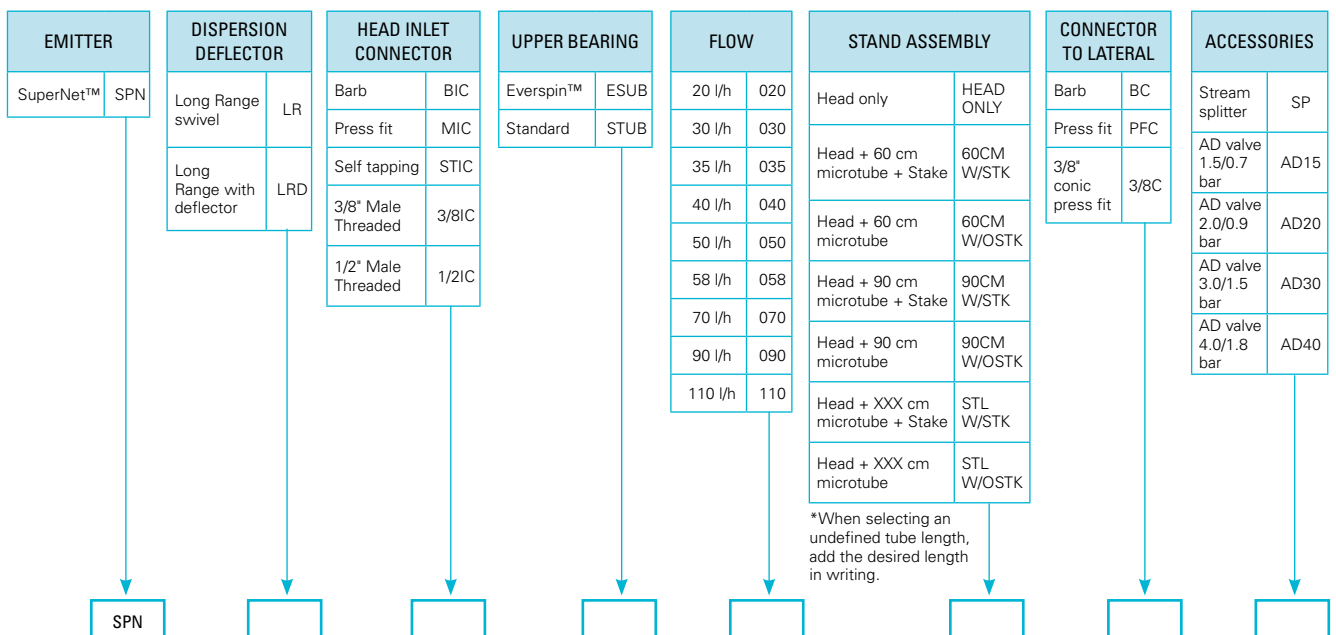
PACKAGING DATA

SUPERNET™ LR & LRD	QUANTITY P/BOX UNITS	BOX SIZE (CM X CM X CM)	BOX WEIGHT (KG)	BOXES P/PALLET	TOTAL UNITS P/PALLET	PALLET WEIGHT (KG)
Head only	500	28 x 28 x 57	10.1	32	16000	335
Complete stand , 60 cm micro tube length ,w/stake	100	18 x 34 x 79	8.3	20	2000	178
Complete stand , 60 cm micro tube length ,w/o stake	200	18 x 34 x 79	7.5	20	4000	162
Complete stand , 90 cm micro tube length ,w/stake	100	28 x 27 x 113	7.1	16	1600	124
Complete stand , 90 cm micro tube length ,w/o stake	200	28 x 27 x 113	6.7	16	3200	117

SUPERNET™ LONG RANGE & LONG RANGE WITH DEFLECTOR

Flowchart to determine the desired product definition

How to use: To determine the desired product definition select one of every set of options displayed on the chart.

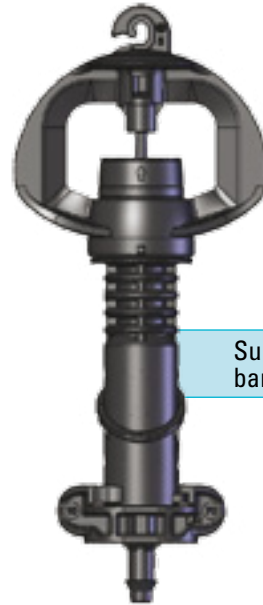


SUPERNET™ LR

head only with Standard upper bearing

Catalog number : **63500** - (any of below 6 digits)

MODEL	BIC	STIC	MIC	3/8IC	1/2IC
020	001000	053350	113000	105350	
030	002300	054650	113600	105450	108950
035	002270	055720	114200		108920
040	003600	055950	114800	105550	109050
050	004900	057250	115500	105650	
058	006200	058550	116100	105750	109254
070	007500	059850	116700	105850	109350
090	008800	061150	117300	105950	109450
110	010100	062450	117900		109550



SuperNet™ LR BIC ,
barb inlet connector

SUPERNET™ LR

head only with Everspin™ upper bearing

Catalog number : **63500** - (any of below 6 digits)

MODEL	BIC	STIC	MIC	3/8IC	1/2IC
020	053355	053360	113010		
030		054660	113695		
035		063730			
040		055960	114810		
050		057260	115620		
058		058560	113605	105755	109252
070		059860		105870	
090		061160	117405	105960	
110					

SUPERNET™ LR assembly stands

Catalog number : **63500** - (any of below 6 digits)

MODEL	020	030	035	040	050	058	070	090	110
SPN LR STIC STUB XXX 60CM W/STK BC		054850	055735	056350			060250	061550	
SPN LR STIC STUB XXX 60CM W/STK PFC				056060			060200		
SPN LR MIC STUB XXX 60CM W/STK BC							116711		
SPN LR MIC STUB XXX 60CM W/STK PFC									
SPN LR BIC STUB XXX 60CM W/STK BC		002700	003552	004000	005300	006600	007900		010500
SPN LR BIC STUB XXX 60CM W/STK PFC			003551		005200	006500	007800	009100	010400
SPN LR STIC STUB XXX 90CM W/STK BC									
SPN LR STIC STUB XXX 90CM W/STK PFC									
SPN LR MIC STUB XXX 90CM W/STK BC									
SPN LR MIC STUB XXX 90CM W/STK PFC									
SPN LR BIC STUB XXX 90CM W/STK BC		003100		004400	005700	007000	008300	009655	010955
SPN LR BIC STUB XXX 90CM W/STK PFC					005600				

Catalog number : **63500** - (any of below 6 digits)

MODEL	020	030	035	040	050	058	070	090	110
SPN LR STIC STUB XXX 60CM W/OSTK BC			055725	056150	057450				062650
SPN LR STIC STUB XXX 60CM W/OSTK PFC	053450	054750	055730	056050	057350	058760	059950	061250	062540
SPN LR MIC STUB XXX 60CM W/OSTK BC								117330	
SPN LR MIC STUB XXX 60CM W/OSTK PFC									
SPN LR BIC STUB XXX 60CM W/OSTK BC	001200	002500		003800	005100		007700	009000	
SPN LR BIC STUB XXX 60CM W/OSTK PFC				003700					
SPN LR STIC STUB XXX 90CM W/OSTK BC									
SPN LR STIC STUB XXX 90CM W/OSTK PFC									
SPN LR MIC STUB XXX 90CM W/OSTK BC									
SPN LR MIC STUB XXX 90CM W/OSTK PFC									
SPN LR BIC STUB XXX 90CM W/OSTK BC	001600	003160		004200	005702		008100		010700
SPN LR BIC STUB XXX 90CM W/OSTK PFC								009300	

Missing catalog numbers available upon request.

Background color defines the code color of the respective swivel. All assembly stands include 4*6.5 mm black SPE micro-tube.

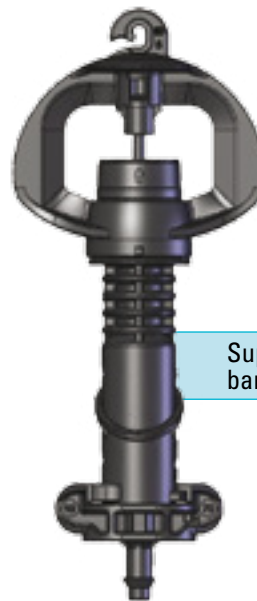
Other stand combinations can be ordered based on the attached flowchart which can help determine the desired product requirement.

SUPERNET™ LRD

head only with Standard upper bearing

Catalog number : **63500** - (any of below 6 digits)

MODEL	BIC	STIC	MIC	3/8IC	1/2IC
020	011360	063710	113100	106150	109650
030	013050	065050	113700	106200	109700
035	014205	063750	114300	106230	
040	014350	066350	114900	106250	
050	015650	067650	115600	106300	
058	016950	068950	116200	106350	
070	018250	070250	116800	106400	109900
090	019550	071550	117400	106450	109950
110	020850	072850	118000	106500	



SuperNet™ LRD BIC ,
barb inlet connector

SUPERNET™ LRD

head only with Everspin™ upper bearing

Catalog number : **63500** - (any of below 6 digits)

MODEL	BIC	STIC	MIC	3/8IC	1/2IC
020	001010	063712		106155	
030		065055	113710		
035		063752	114310		
040		066360	114910		
050		067660	115610	107662	
058					
070		070260	116805		
090		071560	117410		
110			118010		

SUPERNET™ LRD assembly stands

Catalog number : **63500** - (any of below 6 digits)

MODEL	020	030	035	040	050	058	070	090	110
SPN LRD STIC STUB XXX 60CM W/STK BC							070650		073250
SPN LRD STIC STUB XXX 60CM W/STK PFC									
SPN LRD MIC STUB XXX 60CM W/STK BC	113170	113770	114370	114970	115670	116270	116760	117470	118070
SPN LRD MIC STUB XXX 60CM W/STK PFC									
SPN LRD BIC STUB XXX 60CM W/STK BC			014201	014750				019950	
SPN LRD BIC STUB XXX 60CM W/STK PFC									
SPN LRD STIC STUB XXX 90CM W/STK BC	200300					069750	071050	072350	
SPN LRD STIC STUB XXX 90CM W/STK PFC									
SPN LRD MIC STUB XXX 90CM W/STK BC									
SPN LRD MIC STUB XXX 90CM W/STK PFC									
SPN LRD BIC STUB XXX 90CM W/STK BC	012550			015150	016450		019050	020350	021650
SPN LRD BIC STUB XXX 90CM W/STK PFC		013850		015240	016460		019150	020250	021750

Catalog number : **63500** - (any of below 6 digits)

MODEL	020	030	035	040	050	058	070	090	110
SPN LRD STIC STUB XXX 60CM W/OSTK BC		065250						071565	
SPN LRD STIC STUB XXX 60CM W/OSTK PFC									
SPN LRD MIC STUB XXX 60CM W/OSTK BC	113150	113750	114350	114950	115650	116250	116850	117450	118050
SPN LRD MIC STUB XXX 60CM W/OSTK PFC									
SPN LRD BIC STUB XXX 60CM W/OSTK BC		0013560			015850				
SPN LRD BIC STUB XXX 60CM W/OSTK PFC									
SPN LRD STIC STUB XXX 90CM W/OSTK BC									073450
SPN LRD STIC STUB XXX 90CM W/OSTK PFC									
SPN LRD MIC STUB XXX 90CM W/OSTK BC									
SPN LRD MIC STUB XXX 90CM W/OSTK PFC								117500	
SPN LRD BIC STUB XXX 90CM W/OSTK BC	012350				016250		018850		
SPN LRD BIC STUB XXX 90CM W/OSTK PFC		013550		015060	016270		018870		020860

Missing catalog numbers available upon request.

Background color defines the code color of the respective swivel. All assembly stands include 4*6.5 mm black SPE micro-tube.

Other stand combinations can be ordered based on the attached flowchart which can help determine the desired product requirement.



SUPERNET™ MR & MRD

MIDDLE RANGE & MIDDLE RANGE WITH DEFLECTOR



APPLICATIONS

Irrigation of tree plantations with mid-size root volumes.

BENEFITS AND FEATURES

Ensures higher crop uniformity

- Unique design of flow regulation mechanism.
- Unique design of the sprinkler rotor water channel.

Achieves optimal results in a varied topography area

- Thanks to its unique regulation mechanism, the SuperNet™ MR & MRD ensures uniform water and nutrient distribution around the tree, regardless of sprinkler's inlet pressures (within pressure range).

Reduces maintenance and repair costs

- The SuperNet™ has anti-ant mechanism preventing insect penetration into the area of the micro-sprinkler nozzle.
- The regulated micro-sprinkler is made of plastic materials resistant to all agrochemicals & weather conditions.

Offers higher reliability & longevity

- Long-term reliable service, simple, modular parts, clog resistant design.
- The water passage area is around 30% larger (depending on the flow rate) than in any other emitter with identical flow rate (largest passage on the market!) thus providing excellent clog resistance.

Suitable for diverse applications

- Specifically designed for fruit trees, orchards, deciduous and other tree crops requiring efficient water distribution.
- Can be used for frost mitigation and/or cooling irrigation systems.

SPECIFICATIONS

- MR means a revolving rotor irrigating a middle area.
- MRD stream deflector concentrates all the water in the area surrounding the young tree during the initial growing period. When the tree grows, the stream deflector can be broken off, thus enabling extended irrigation diameter.
- Flow regulated micro-sprinkler, 7 different flow rates: 20, 30, 35, 40, 50, 58, 70 l/h. Flow rates within pressure range.
- Pressure range 1.5-4.0 bar.
- Recommended filtration: 200 micron / 80 mesh. Filtration method to be selected based on the type and concentration of the dirt particles contained in the water. Wherever sand exceeding 2 ppm exists in the water, a Hydrocyclone shall be installed before the main filter.
- Wherever sand/ silt/ clay solids exceed 100 ppm, pre-treatment shall be applied according to Netafim™ expert team's instructions.
- There are 5 types of inlet connectors: Barb, Self-tapping, Press fit, 3/8", 1/2" male threaded.
- 4 types of upper bearing: Standard = STUB - for normal water, Everspin™ = ESUB - for harsh conditions, Spring = SPUB, Everspin+Spring = SPES.
- The rotor is colored Brown for all different flows.
- SuperNet™ micro-sprinklers meet ISO 8026 standards (SI 1406) with production certified by the Israel Standards Institute (SII).

SUPERNET™ TECHNICAL DATA

MODEL	FLOW RATE (L/H)*	REGULATION CHAMBER CODE COLOR	NOZZLE SIZE (MM)	WORKING PRESSURE RANGE (BAR)	CONSTANT K	EXPONENT* X	WETTED DIAMETER (M)		SWIVEL (ROTOR) CODE COLOR
							MR MODEL 25 CM ABOVE GROUND	MRD MODEL 25 CM ABOVE GROUND	
020	20	Purple	0.89	1.5-4.0	20	0	4.5	2.5	Brown
030	30	Brown	1.14	1.5-4.0	30	0	4.5	2.5	Brown
035	35	Light blue	1.20	1.5-4.0	35	0	4.5	2.5	Brown
040	40	Blue	1.28	1.5-4.0	40	0	5.0	2.5	Brown
050	50	Green	1.43	1.5-4.0	50	0	5.0	2.5	Brown
058	58	Gray	1.55	1.5-4.0	58	0	6.0	3.0	Brown
070	70	Black	1.73	1.5-4.0	70	0	6.0	3.0	Brown

*within working pressure range

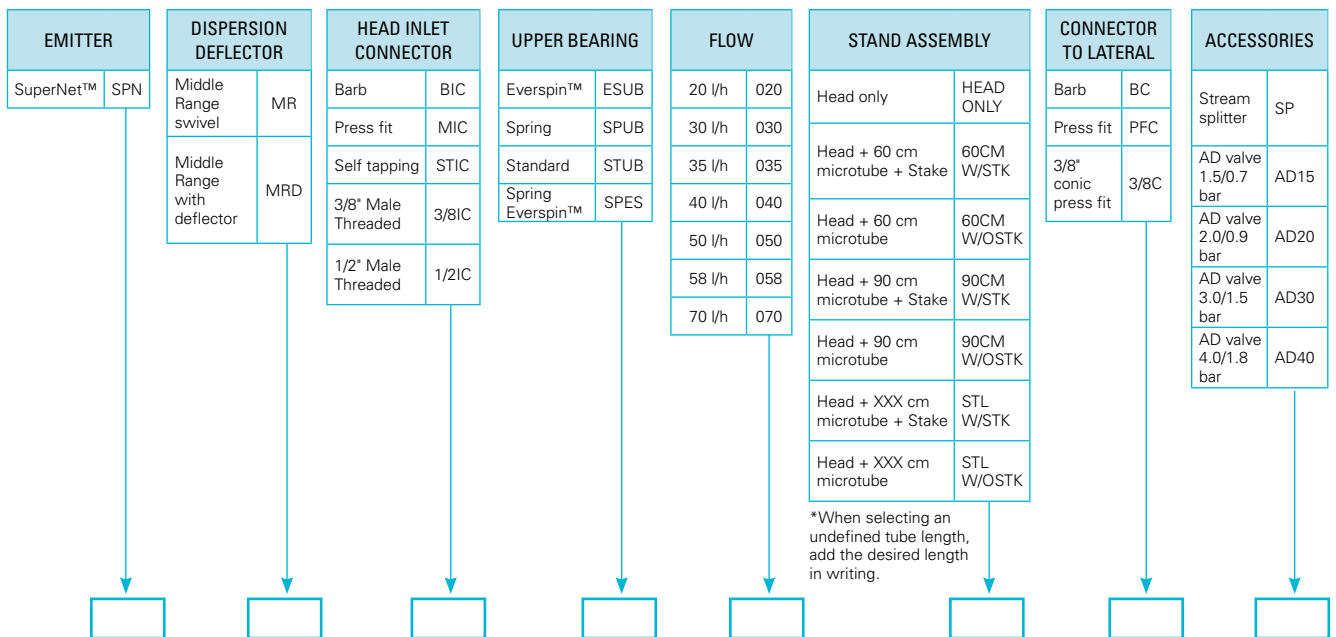
PACKAGING DATA

SUPERNET™ MR & MRD	QUANTITY P/BOX UNITS	BOX SIZE (CM X CM X CM)	BOX WEIGHT (KG)	BOXES P/PALLET	TOTAL UNITS P/PALLET	PALLET WEIGHT (KG)
Head only	500	28 x 28 x 57	10.1	32	16000	335
Complete stand , 60 cm micro tube length ,w/stake	100	18 x 34 x 79	8.3	20	2000	178
Complete stand , 60 cm micro tube length ,w/o stake	200	18 x 34 x 79	7.5	20	4000	162
Complete stand , 90 cm micro tube length ,w/stake	100	28 x 27 x 113	7.1	16	1600	124
Complete stand , 90 cm micro tube length ,w/o stake	200	28 x 27 x 113	6.7	16	3200	117

SUPERNET™ MIDDLE RANGE & MIDDLE RANG WITH DEFLECTOR

Flowchart to determine the desired product definition

How to use: To determine the desired product definition select one of every set of options displayed on the chart.





SUPERNET™ SR & SRD

MEDIUM RANGE & MEDIUM RANGE WITH DEFLECTOR

APPLICATIONS

Irrigation of tree plantations, and orchards where ground is shaded by the foliage, leaving dry strips between the rows.

SPECIFICATIONS

- SR means a revolving rotor irrigating a medium sized area.
- SRD stream deflector concentrates all the water in the area surrounding the young tree during the initial growing period. When the tree grows, the stream deflector can be broken off, thus enabling extended irrigation diameter.
- Flow regulated micro-sprinkler, 9 different flow rates: 20, 30, 35, 40, 50, 58, 70, 90, 110 l/h.
Flow rates within pressure range.
- Pressure range 1.5-4.0 bar.
- Recommended filtration: 200 micron / 80 mesh.
Filtration method is to be selected based on the kind and concentration of the dirt particles existing in the water. Wherever sand exceeding 2 ppm exists in the water, a Hydrocyclone is to be installed before the main filter. When sand/ silt/ clay solids exceed 100 ppm, pre treatment will be applied according to Netafim™ expert team's instructions.
- 5 types of inlet connectors:
 - Barb
 - Self tapping
 - Press fit
 - 3/8" male threaded
 - 1/2" male threaded
- 4 types of upper bearing:
 - Standard - for normal water
 - Everspin™ - for harsh condition
 - With spring - for upside down application
 - Spring with Everspin™ for upside down application with harsh conditions
- The rotor is colored Blue.
- SuperNet™ micro-sprinklers meet ISO 8026 standards (SI 1406) with production certified by the Israel Standards Institute (SII).

FEATURES AND BENEFITS

- Unique regulation mechanism ensures even water and nutrients quantities per tree, uniform distribution and wetting diameter regardless of sprinkler's inlet pressures (within pressure range).
- Anti-ant mechanism prevents insect penetration into the area of the micro-sprinkler nozzle.
- Regulated micro-sprinkler made of plastic materials resistant to all agrochemicals & weather conditions.
- Water passage area 30% larger than in any other emitter with identical flow rate. The largest water passages on the market – resists clogging.
- Specially designed for fruit trees, orchards, deciduous and other tree crops requiring efficient water distribution.
- Can be used in Frost mitigation and/or Cooling irrigation systems.
- Long-term reliable service, simple, modular parts, clog resistant design.

SUPERNET™ TECHNICAL DATA

MODEL	FLOW RATE (L/H)*	REGULATION CHAMBER CODE COLOR	NOZZLE SIZE (MM)	WORKING PRESSURE RANGE (BAR)	CONSTANT K	EXPONENT* X	WETTED DIAMETER (M)		SWIVEL (ROTOR) CODE COLOR
							SR MODEL 20 CM ABOVE GROUND	SRD MODEL 20 CM ABOVE GROUND	
020	20	Purple	0.89	1.5 - 4.0	20	0	2.5	1.8	Blue
030	30	Brown	1.14	1.5 - 4.0	30	0	3.5	1.8	Blue
035	35	Light Blue	1.20	1.5 - 4.0	35	0	3.5	1.8	Blue
040	40	Blue	1.28	1.5 - 4.0	40	0	3.5	1.8	Blue
050	50	Green	1.43	1.5 - 4.0	50	0	4.5	1.8	Blue
058	58	Gray	1.55	1.5 - 4.0	58	0	4.5	1.8	Blue
070	70	Black	1.73	1.5 - 4.0	70	0	5.0	1.8	Blue
090	90	Orange	1.74	1.5 - 4.0	90	0	5.0	2.0	Blue
110	110	Red	1.70	2.0 - 4.0	110	0	6.5	2.0	Blue

*within working pressure range

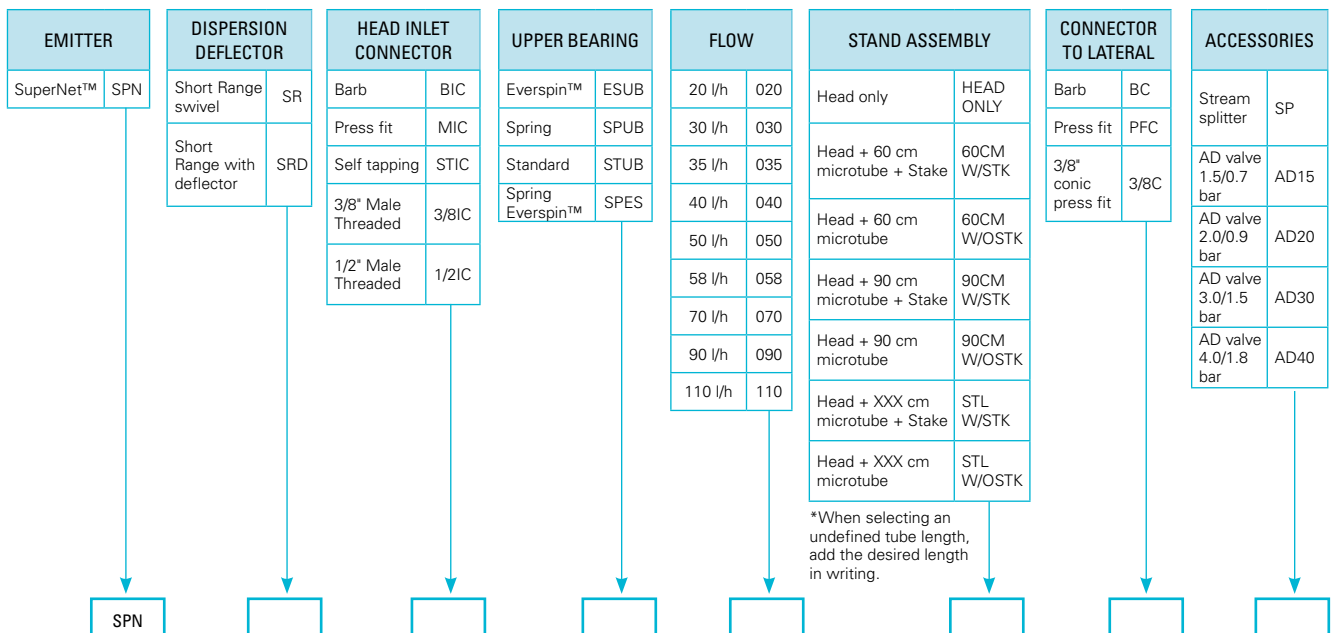
PACKAGING DATA

SUPERNET™ SR & SRD	QUANTITY P/BOX UNITS	BOX SIZE (CM X CM X CM)	BOX WEIGHT (KG)	BOXES P/PALLET	TOTAL UNITS P/PALLET	PALLET WEIGHT (KG)
Head only	500	28 x 28 x 57	10.1	32	16000	335
Complete stand , 60 cm micro tube length ,w/stake	100	18 x 34 x 79	8.3	20	2000	178
Complete stand , 60 cm micro tube length ,w/o stake	200	18 x 34 x 79	7.5	20	4000	162
Complete stand , 90 cm micro tube length ,w/stake	100	28 x 27 x 113	7.1	16	1600	124
Complete stand , 90 cm micro tube length ,w/o stake	200	28 x 27 x 113	6.7	16	3200	117

SUPERNET™ SHORT RANGE & SHORT RANGE WITH DEFLECTOR

Flowchart to determine the desired product definition

How to use: To determine the desired product definition select one of every set of options displayed on the chart.



SUPERNET™ SR

head only with Standard upper bearing
Catalog number : **63500** - (any of below 6 digits)

MODEL	BIC	STIC	MIC	3/8IC	1/2IC
020	022150	074150	118500		110050
030	023450	075450	119100		
035		075420	119700	106620	110220
040	024750	076750	120300	106750	110250
050	026050	078050	120900	106850	110350
058	027350	079350	121500	106950	
070	028650	080650	122100	107050	110550
090	029950	081950	122700		110650
110	031250	083250	123300		



SuperNet™ SR BIC ,barb inlet connector

SUPERNET™ SR

head only with Everspin™ upper bearing
Catalog number : **63500** - (any of below 6 digits)

MODEL	BIC	STIC	MIC	3/8IC	1/2IC
020		074152			
030		075455			
035		063800		106630	
040		076760			110255
050	026060	078060	120306		
058		079360			
070		080660		106970	110610
090		081960		107160	110660
110					110710

SUPERNET™ SR

head only with Spring upper bearing
Catalog number : **63500** - (any of below 6 digits)

MODEL	BIC	STIC	MIC
020			
030	023455	075451	119103
035	023456	075421	119705
040	024755	076755	120303
050	026055	078055	120910
058	027355	079355	121510
070	028655	080655	
090	029955	081970	122715
110	031260		

SUPERNET™ SR assembly stands

Catalog number : **63500** - (any of below 6 digits)

MODEL	020	030	035	040	050	058	070	090	110
SPN SR STIC STUB XXX 60CM W/STK BC		075850	075425		078450		081050		083650
SPN SR STIC STUB XXX 60CM W/STK PFC			075440						
SPN SR MIC STUB XXX 60CM W/STK BC	113830								
SPN SR MIC STUB XXX 60CM W/STK PFC									
SPN SR BIC STUB XXX 60CM W/STK BC	022550	023850		025150	026450	027750	029050		031650
SPN SR BIC STUB XXX 60CM W/STK PFC				025180				030250	
SPN SR STIC STUB XXX 90CM W/STK BC			075430	077550					
SPN SR STIC STUB XXX 90CM W/STK PFC									
SPN SR MIC STUB XXX 90CM W/STK BC									
SPN SR MIC STUB XXX 90CM W/STK PFC									
SPN SR BIC STUB XXX 90CM W/STK BC	022950	024250		025610					
SPN SR BIC STUB XXX 90CM W/STK PFC									

Catalog number : **63500** - (any of below 6 digits)

MODEL	020	030	035	040	050	058	070	090	110
SPN SR STIC STUB XXX 60CM W/OSTK BC			075427	076950	078250		080850		
SPN SR STIC STUB XXX 60CM W/OSTK PFC									
SPN SR MIC STUB XXX 60CM W/OSTK BC					115655				
SPN SR MIC STUB XXX 60CM W/OSTK PFC									
SPN SR BIC STUB XXX 60CM W/OSTK BC	022350	023650	023430			027550	028850		
SPN SR BIC STUB XXX 60CM W/OSTK PFC		023740							
SPN SR STIC STUB XXX 90CM W/OSTK BC				077350		079950			
SPN SR STIC STUB XXX 90CM W/OSTK PFC									
SPN SR MIC STUB XXX 90CM W/OSTK BC			119720						
SPN SR MIC STUB XXX 90CM W/OSTK PFC									
SPN SR BIC STUB XXX 90CM W/OSTK BC		0024260			026650		029250		
SPN SR BIC STUB XXX 90CM W/OSTK PFC									

Missing catalog numbers available upon request.

Background color defines the code color of the respective swivel. All assembly stands include 4*6.5 mm black SPE micro-tube.

Other stand combinations can be ordered based on the attached flowchart which can help determine the desired product requirement.

SUPERNET™ SRD

head only with Standard upper bearing

Catalog number : **63500** - (any of below 6 digits)

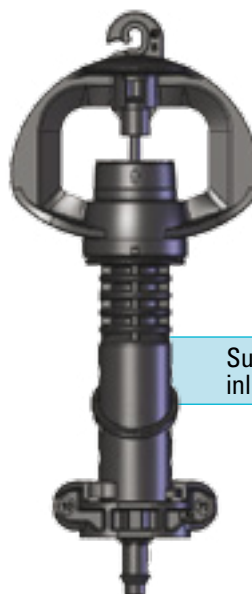
MODEL	BIC	STIC	MIC	3/8IC	1/2IC
020	033610	085610	118600	107350	
030	033850	085850	119200	107450	
035	032550	084550	119800	107520	
040	035150	087150	120400	107550	111050
050	036450	088450	121000	107650	111150
058	037750	089750	121600	107750	
070	039050	091050	122200	107850	111350
090	040350	092350	122800	107950	111450
110	041830	093650	123400		

SUPERNET™ SRD

head only with Everspin™ upper bearing

Catalog number : **63500** - (any of below 6 digits)

MODEL	BIC	STIC	MIC	3/8IC	1/2IC
020		085615		106570	
030		085855		107460	
035		087110	119810		
040		087160		107560	
050		088460		107660	
058	037760	089760	121610	107760	
070		091060	122210	107860	
090				107960	
110					



SuperNet™ SRD BIC , barb inlet connector

SUPERNET™ SRD assembly stands

Catalog number : **63500** - (any of below 6 digits)

MODEL	020	030	035	040	050	058	070	090	110
SPN SRD STIC STUB XXX 60CM W/STK BC		086250	035110	087550	088850		091450	092750	
SPN SRD STIC STUB XXX 60CM W/STK PFC									
SPN SRD MIC STUB XXX 60CM W/STK BC	118655	119265	119870	120470	121010	121615	122270	122870	123470
SPN SRD MIC STUB XXX 60CM W/STK PFC									
SPN SRD BIC STUB XXX 60CM W/STK BC	032950	034250	035120	035550	036850	038150	039450	040750	042050
SPN SRD BIC STUB XXX 60CM W/STK PFC				035630			039350		
SPN SRD STIC STUB XXX 90CM W/STK BC			087120	087950			091850		
SPN SRD STIC STUB XXX 90CM W/STK PFC								092900	094860
SPN SRD MIC STUB XXX 90CM W/STK BC									
SPN SRD MIC STUB XXX 90CM W/STK PFC									
SPN SRD BIC STUB XXX 90CM W/STK BC		034650		035950	037250		039850	041150	042450
SPN SRD BIC STUB XXX 90CM W/STK PFC			035147					042260	

Catalog number : **63500** - (any of below 6 digits)

MODEL	020	030	035	040	050	058	070	090	110
SPN SRD STIC STUB XXX 60CM W/OSTK BC		086050		087350	088650	089950	091250		
SPN SRD STIC STUB XXX 60CM W/OSTK PFC	085620								
SPN SRD MIC STUB XXX 60CM W/OSTK BC	118650	119250	119850	120450	121050	121650	122250	122850	123450
SPN SRD MIC STUB XXX 60CM W/OSTK PFC									
SPN SRD BIC STUB XXX 60CM W/OSTK BC		034050		035350	036650		039250		041850
SPN SRD BIC STUB XXX 60CM W/OSTK PFC		033950							
SPN SRD STIC STUB XXX 90CM W/OSTK BC									
SPN SRD STIC STUB XXX 90CM W/OSTK PFC		086260							
SPN SRD MIC STUB XXX 90CM W/OSTK BC									
SPN SRD MIC STUB XXX 90CM W/OSTK PFC									
SPN SRD BIC STUB XXX 90CM W/OSTK BC				035750					
SPN SRD BIC STUB XXX 90CM W/OSTK PFC									

Missing catalog numbers available upon request.

Background color defines the code color of the respective swivel. All assembly stands include 4*6.5 mm black SPE micro-tube.

Other stand combinations can be ordered based on the attached flowchart which can help determine the desired product requirement.



SUPERNET™ SSR

SUPER SHORT RANGE

APPLICATIONS

Designed for permanent application in close proximity to trees.

SPECIFICATIONS

- SSR means a revolving rotor irrigating a small sized area.
- Flow regulated micro-sprinkler, 3 different flow rates: 30, 35, 40 l/h.
Flow rates within pressure range.
- Pressure range 1.5-4.0 bar.
- Recommended filtration: 200 micron / 80 mesh.
Filtration method is to be selected based on the kind and concentration of the dirt particles existing in the water. Wherever sand exceeding 2 ppm exists in the water, a Hydrocyclone is to be installed before the main filter. When sand/ silt/ clay solids exceed 100 ppm, pre treatment will be applied according to Netafim™ expert team's instructions.
- 5 types of inlet connectors:
 - Barb
 - Self tapping
 - Press fit
 - 3/8" male threaded
 - 1/2" male threaded
- 2 types of upper bearing:
 - Standard - for normal water
 - Everspin™ - for harsh condition
- The rotor is colored Light Green.
- SuperNet™ micro-sprinklers meet ISO 8026 standards (SI 1406) with production certified by the Israel Standards Institute (SII).

FEATURES AND BENEFITS

- Unique regulation mechanism ensures even water and nutrients quantities per tree, uniform distribution and wetting diameter regardless of sprinkler's inlet pressures (within pressure range).
- Anti-ant mechanism prevents insect penetration into the area of the micro-sprinkler nozzle.
- Regulated micro-sprinkler made of plastic materials resistant to all agrochemicals & weather conditions.
- Water passage area 30% larger than in any other emitter with identical flow rate. The largest water passages on the market – resists clogging.
- Specially designed for fruit trees, orchards, deciduous and other tree crops requiring efficient water distribution.
- Can be used in Frost mitigation and/or Cooling irrigation systems.
- Long-term reliable service, simple, modular parts, clog resistant design.

SUPERNET™ TECHNICAL DATA

MODEL	FLOW RATE (L/H)*	REGULATION CHAMBER CODE COLOR	NOZZLE SIZE (MM)	WORKING PRESSURE RANGE (BAR)	CONSTANT K	EXPONENT* X	WETTED DIAMETER (M)		SWIVEL (ROTOR) CODE COLOR
							SSR MODEL 20 CM ABOVE GROUND	SSR MODEL 300 CM ABOVE GROUND	
030	30	Brown	1.14	1.5 - 4.0	30	0	2.0	3.0	Light Green
035	35	Light Blue	1.20	1.5 - 4.0	35	0	2.0	3.0	Light Green
040	40	Blue	1.28	1.5 - 4.0	40	0	2.5	3.0	Light Green

*within working pressure range

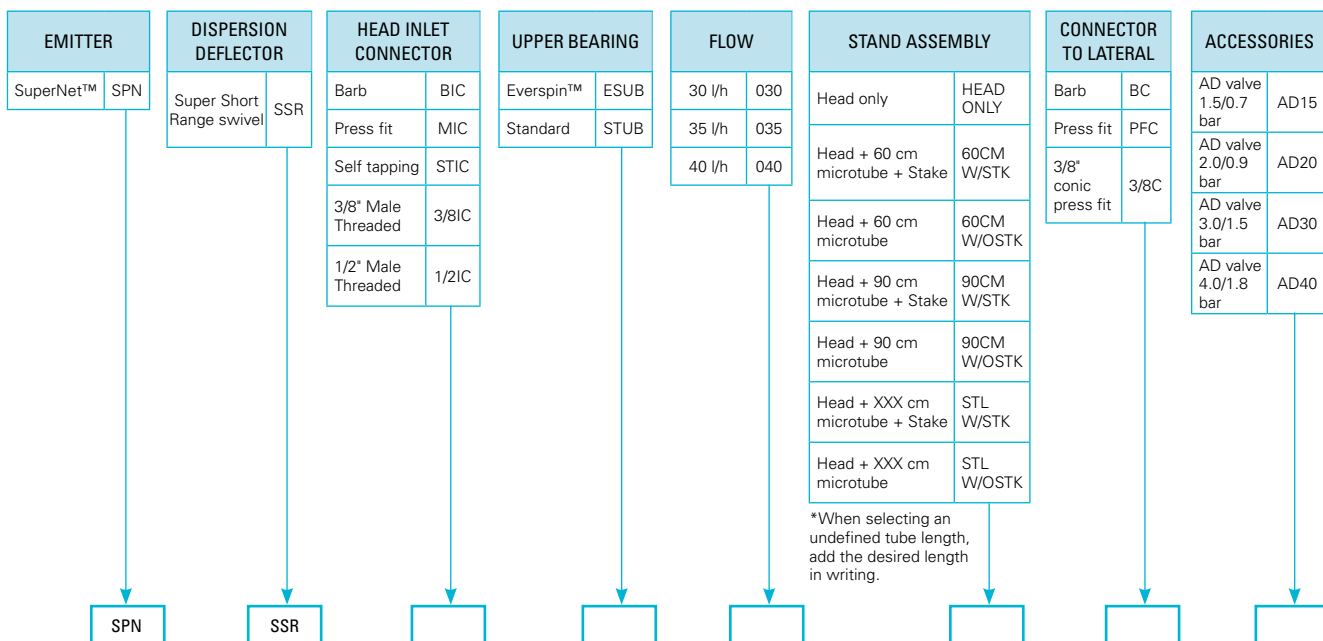
PACKAGING DATA

SUPERNET™ SSR	QUANTITY P/BOX UNITS	BOX SIZE (CM X CM X CM)	BOX WEIGHT (KG)	BOXES P/PALLET	TOTAL UNITS P/PALLET	PALLET WEIGHT (KG)
Head only	500	28 x 28 x 57	10.1	32	16000	335
Complete stand , 60 cm micro tube length ,w/stake	100	18 x 34 x 79	8.3	20	2000	178
Complete stand , 60 cm micro tube length ,w/o stake	200	18 x 34 x 79	7.5	20	4000	162
Complete stand , 90 cm micro tube length ,w/stake	100	28 x 27 x 113	7.1	16	1600	124
Complete stand , 90 cm micro tube length ,w/o stake	200	28 x 27 x 113	6.7	16	3200	117

SUPERNET™ SSR

Flowchart to determine the desired product definition

How to use: To determine the desired product definition select one of every set of options displayed on the chart.



SUPERNET™ SSR

head only with Standard upper bearing

Catalog number : **63500** - (any of below 6 digits)

MODEL	BIC	STIC	MIC	3/8IC
030	157500	151000		
035			156000	106622
040		152000		106752

Missing catalog numbers available upon request.

Background color defines the code color of the respective swivel.

Stand combinations can be ordered based on the attached flowchart which can help determine the desired product requirement.



SUPERNET™ UD

UPSIDE DOWN



APPLICATIONS

For application where sprinklers are mounted inverted to keep the ground clear and prevent damage to the sprinklers by harvesters and machinery.

SPECIFICATIONS

- Special designed upside down down rotor.
- Flow regulated micro-sprinkler, 7 different flow rates: 30, 35, 40, 50, 58, 70, 90 l/h.
Flow rates within pressure range.
- Pressure range 1.5-4.0 bar.
- Recommended filtration: 200 micron / 80 mesh.
Filtration method is to be selected based on the kind and concentration of the dirt particles existing in the water. Wherever sand exceeding 2 ppm exists in the water, a Hydrocyclone is to be installed before the main filter. When sand/ silt/ clay solids exceed 100 ppm, pre treatment will be applied according to Netafim™ expert team's instructions.
- 5 types of inlet connectors:
 - Barb
 - Self tapping
 - Press fit
 - 3/8" male threaded
 - 1/2" male threaded
- Upper bearing:
 - A specially designed spring bearing keeps the anti-ant feature even when the sprinkler is mounted in an upside down position.
 - A spring bearing with Everspin™ feature to improve wear resistance also in harsh conditions.
- The rotor is colored Green.
- SuperNet™ micro-sprinklers meet ISO 8026 standards (SI 1406) with production certified by the Israel Standards Institute (SII).

FEATURES AND BENEFITS

- Unique regulation mechanism ensures even water and nutrients quantities per tree, uniform distribution and wetting diameter regardless of sprinkler's inlet pressures (within pressure range).
- Anti-ant mechanism prevents insect penetration into the area of the sprinklers nozzle.
- Regulated micro-sprinkler made of plastic materials resistant to all agrochemicals & weather conditions.
- Water passage area 30% larger than in any other emitter with identical flow rate. The largest water passages on the market – resists clogging.
- Specially designed for fruit trees, orchards, deciduous and other tree crops requiring efficient water distribution.
- Can be used in Frost mitigation and/or Cooling irrigation systems.
- Long-term reliable service, simple, modular parts, clog resistant design.

SUPERNET™ TECHNICAL DATA

MODEL	FLOW RATE (L/H)*	REGULATION CHAMBER CODE COLOR	NOZZLE SIZE (MM)	WORKING PRESSURE RANGE (BAR)	CONSTANT K	EXPONENT* X	WETTED DIAMETER (M) 50 CM ABOVE CROP UD MODEL	SWIVEL (ROTOR) CODE COLOR UD MODEL	WETTED DIAMETER (M) 50 CM ABOVE CROP SR MODEL IN UD POSITION	SWIVEL (ROTOR) CODE COLOR SR MODEL
030	30	Brown	1.14	1.5 - 4.0	30	0	6.0	Green	3.5	Blue
035	35	Light Blue	1.20	1.5 - 4.0	35	0	6.0	Green	4.0	Blue
040	40	Blue	1.28	1.5 - 4.0	40	0	6.5	Green	4.0	Blue
050	50	Green	1.43	1.5 - 4.0	50	0	6.5	Green	4.0	Blue
058	58	Gray	1.55	1.5 - 4.0	58	0	7.0	Green	4.0	Blue
070	70	Black	1.73	1.5 - 4.0	70	0	7.0	Green	4.0	Blue
090	90	Orange	1.74	1.5 - 4.0	90	0	7.0	Green	4.0	Blue

* within working pressure range

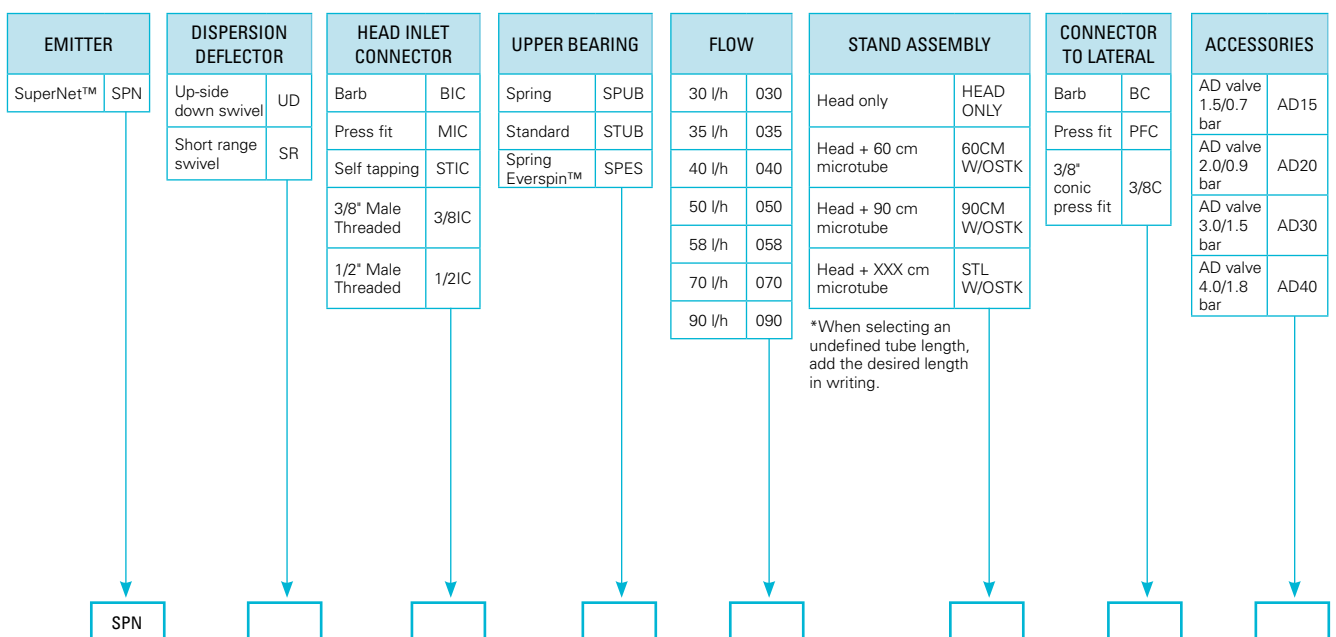
PACKAGING DATA

SUPERNET™ UD	QUANTITY P/BOX UNITS	BOX SIZE (CM X CM X CM)	BOX WEIGHT (KG)	BOXES P/PALLET	TOTAL UNITS P/PALLET	PALLET WEIGHT (KG)
Head only	500	28 x 28 x 57	10.1	32	16000	335
Complete stand, 30 cm tube length with stabilizer	150	28 x 28 x 57	10.7	32	4800	342
Complete stand, 60 cm tube length with stabilizer	150	18 x 34 x 79	11.8	20	3000	236
Complete stand, 90 cm tube length with stabilizer	150	28 x 27 x 113	12.4	16	2400	198

SUPERNET™ UD

Flowchart to determine the desired product definition

How to use: To determine the desired product definition select one of every set of options displayed on the chart.



SUPERNET™ UD

head only with Standard upper bearing

Catalog number : **63500** - (any of below 6 digits)

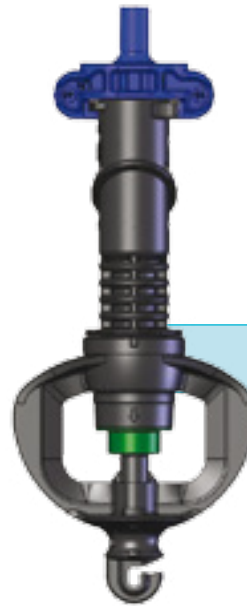
MODEL	BIC	STIC	MIC
030			
035	189990		171990
040	190990		
050			
058	192990		174990
070	193990	184990	175990
090			

SUPERNET™ UD

head only with Spring upper bearing

Catalog number : **63500** - (any of below 6 digits)

MODEL	BIC	STIC	MIC
030	189000	180000	171000
035	190000	181000	172000
040	191000	182000	173000
050	192000	183000	174000
058	193000	184000	175000
070	194000	185000	176000
090	195000	186000	



SuperNet™ UD MIC , male press-fit inlet connector

SUPERNET™ UD assembly stands

Catalog number : **63500** - (any of below 6 digits)

MODEL	030	035	040	050	058	070	090
SPN UD STIC SPUB XXX 30CM W/STB BC	180100		182050				
SPN UD STIC SPUB XXX 60CM W/STB BC	180300		182150				
SPN UD STIC SPUB XXX 90CM W/STB BC	180500	181250	182250				
SPN UD BIC SPUB XXX 30CM W/STB BC		190010					
SPN UD BIC SPUB XXX 60CM W/STB BC	189010			192010		007540	
SPN UD BIC SPUB XXX 90CM W/STB BC							
SPN UD MIC SPUB XXX 30CM W/STB BC		172020					
SPN UD MIC SPUB XXX 60CM W/STB BC		172100		174100			
SPN UD MIC SPUB XXX 90CM W/STB BC							

Missing catalog numbers available upon request.

Background color defines the code color of the respective swivel. All assembly stands include 4*6.5 mm black SPE micro-tube.

Other stand combinations can be ordered based on the attached flowchart which can help determine the desired product requirement.





SUPERNET™ GS

FULL FIELD OVERLAP



APPLICATIONS

For crops covering the entire field where full-coverage highly uniform irrigation is required.

SPECIFICATIONS

- GS means a revolving rotor designed to provide a wetting pattern that achieves excellent distribution uniformity and full coverage.
- Flow regulated micro-sprinkler, 2 different flow rates: 90,110 l/h.
Flow rates within pressure range.
- Pressure range 2.0-4.0 bar.
- Recommended filtration: 200 micron / 80 mesh.
Filtration method is to be selected based on the kind and concentration of the dirt particles existing in the water. Wherever sand exceeding 2 ppm exists in the water, a Hydrocyclone is to be installed before the main filter. When sand/ silt/ clay solids exceed 100 ppm, pre treatment will be applied according to Netafim™ expert team's instructions.
- 5 types of inlet connectors:
 - Barb
 - Self tapping
 - Press fit
 - 3/8" male threaded
 - 1/2" male threaded
- 2 types of upper bearing:
 - Standard - for normal water
 - Everspin™ - for harsh condition
- The rotor is colored Gray.
- SuperNet™ micro-sprinklers meet ISO 8026 standards (SI 1406) with production certified by the Israel Standards Institute (SII).

FEATURES AND BENEFITS

- Unique regulation mechanism ensures even water and nutrients quantities, uniform distribution and wetting diameter regardless of sprinkler's inlet pressures (within pressure range).
- Anti-ant mechanism prevents insect penetration into the area of the micro-sprinkler nozzle.
- Regulated micro-sprinkler made of plastic materials resistant to all agrochemicals & weather conditions.
- Water passage area 30% larger than in any other emitter with identical flow rate. The largest water passages on the market – resists clogging.
- Specially designed for crops where full-coverage highly uniform irrigation is required.
- Can be used in Frost mitigation and/or Cooling irrigation systems.
- Long-term reliable service, simple, modular parts, clog resistant design.

SUPERNET™ TECHNICAL DATA

MODEL	FLOW RATE (L/H)*	REGULATION CHAMBER CODE COLOR	NOZZLE SIZE (MM)	WORKING PRESSURE RANGE (BAR)	CONSTANT K	EXPONENT*	WETTED DIAMETER (M) GS 100 CM ABOVE GROUND	SWIVEL (ROTOR) CODE COLOR
090	90	Orange	1.74	2.0 - 4.0	90	0	7.5	Light Gray
110	110	Red	1.70	2.0 - 4.0	110	0	8.0	Light Gray

* within working pressure range

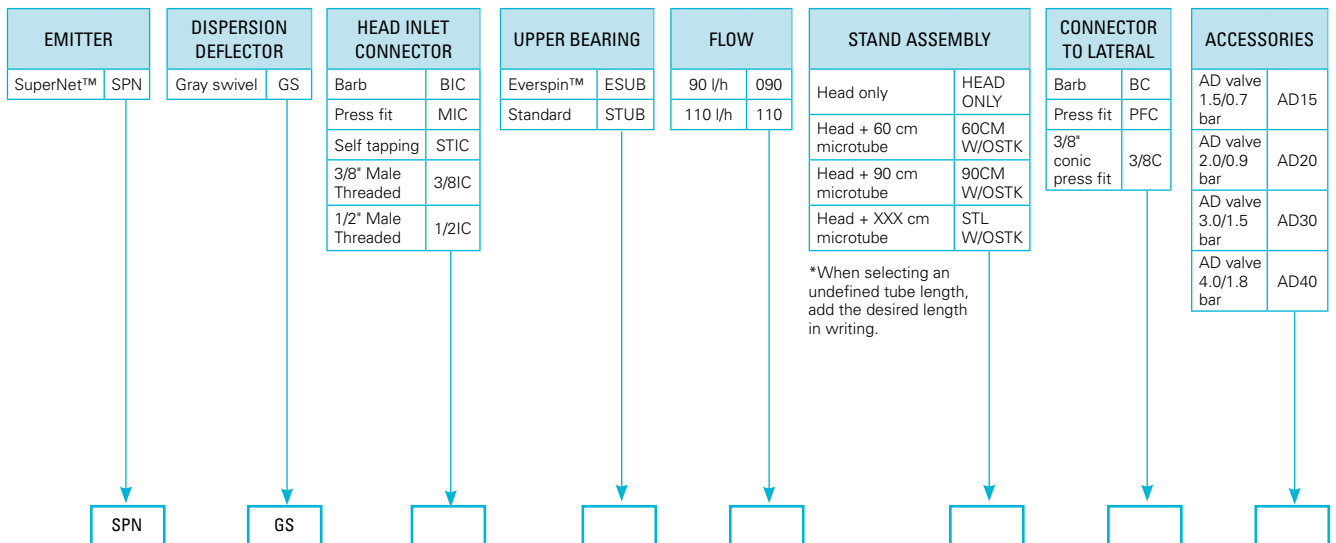
PACKAGING DATA

SUPERNET™ GS	QUANTITY P/BOX UNITS	BOX SIZE (CM X CM X CM)	BOX WEIGHT (KG)	BOXES P/PALLET	TOTAL UNITS P/PALLET	PALLET WEIGHT (KG)
Head only	500	28 x 28 x 57	10.1	32	16000	335
Complete stand , 60 cm micro tube length ,w/stake	100	18 x 34 x 79	8.3	20	2000	178
Complete stand , 60 cm micro tube length ,w/o stake	200	18 x 34 x 79	7.5	20	4000	162
Complete stand , 90 cm micro tube length ,w/stake	100	28 x 27 x 113	7.1	16	1600	124
Complete stand , 90 cm micro tube length ,w/o stake	200	28 x 27 x 113	6.7	16	3200	117

SUPERNET™ GS

Flowchart to determine the desired product definition

How to use: To determine the desired product definition select one of every set of options displayed on the chart.



SUPERNET™ GS

head only with Standard upper bearing

Catalog number : **63500** - (any of below 6 digits)

MODEL	BIC	STIC	MIC	3/8IC	1/2IC
090		095700	136000		166000
110	043900	096000	137000	163000	

SUPERNET™ GS assembly stands

Catalog number : **63500** - (any of below 6 digits)

MODEL	090	110
SPN GS BIC STUB XXX 120CM W/OSTK PFC	043660	043960
SPN GS MIC STUB XXX 120CM W/OSTK PFC		
SPN GS STIC STUB XXX 120CM W/OSTK PFC		



SuperNet™ GS, 1/2" male threaded inlet connector

Missing catalog numbers available upon request.

Background color defines the code color of the respective swivel.

All assembly stands include 4*6.5 mm black SPE micro-tube.

Other stand combinations can be ordered based on the attached flowchart which can help determine the desired product requirement.



SUPERNET™ JET

APPLICATIONS

The SuperNet™ Jet is designed for harsh water containing large amounts of sand thus causing excessive wear of standard rotating swivel.

SPECIFICATIONS

- A static pressure compensated emitter.
- Flow regulated micro-emitter, 7 different flow rates: 30, 35, 40, 50, 58, 70, 90 l/h.
Flow rates within pressure range.
- Pressure range 1.5-4.0 bar.
- Recommended filtration: 200 micron / 80 mesh.
Filtration method is to be selected based on the kind and concentration of the dirt particles existing in the water. Wherever sand exceeding 2 ppm exists in the water, a Hydrocyclone is to be installed before the main filter. When sand/ silt/ clay solids exceed 100 ppm, pre treatment will be applied according to Netafim™ expert team's instructions.
- 5 types of inlet connectors:
 - Barb
 - Self tapping
 - Press fit
 - 3/8" male threaded
 - 1/2" male threaded
- Upper bearing:
Special type of upper bearing (square hole) holds the rotor from spinning.
- 6 types of static deflectors:
 - 360 degrees (12 jets)
 - 300 degrees (10 Jets)
 - 2x90 (butterfly) (8 jets)
 - 180 degrees (6 jets)
 - 90 degrees (4 jets)
 - FS flat spray deflector
- All deflectors are colored Orange.
- SuperNet™ micro-sprinklers meet ISO 8026 standards (SI 1406) with production certified by the Israel Standards Institute (SII).

FEATURES AND BENEFITS

- Unique regulation mechanism ensures even water and nutrients quantities per tree, and wetting diameter regardless of sprinkler's inlet pressures (within pressure range).
- Anti-ant mechanism prevents insect penetration into the area of the micro-emitter nozzle.
- Regulated emitter made of plastic materials resistant to all agrochemicals & weather conditions.
- Water passage area 30% larger than in any other emitter with identical flow rate. The largest water passages on the market – resists clogging.
- Specially designed for fruit trees, orchards, deciduous and other tree crops.
- Long-term reliable service, simple, modular parts, clog resistant design.

SUPERNET™ TECHNICAL DATA

MODEL	FLOW RATE (L/H)*	REGULATION CHAMBER CODE COLOR	NOZZLE SIZE (MM)	WORKING PRESSURE RANGE (BAR)	WETTED RADIUS (M) 20 CM ABOVE GROUND						DEFLECTOR CODE COLOR
					360 DEGREES - 12 JETS	300 DEGREES - 10 JETS	BUTTERFLY - 2*4 JETS	180 DEGREES - 6 JETS	90 DEGREES - 4 JETS	FLAT SPRAY	
030	30	Brown	1.14	1.5 - 4.0	1.9	1.7	1.7	2.8	2.2	1.6	Orange
035	35	Light Blue	1.20	1.5 - 4.0	2.3	2.2	2.0	2.8	2.3	1.7	Orange
040	40	Blue	1.28	1.5 - 4.0	2.7	2.7	2.2	2.8	2.4	2.0	Orange
050	50	Green	1.43	1.5 - 4.0	2.8	2.7	2.2	2.8	2.6	N/A	Orange
058	58	Gray	1.55	1.5 - 4.0	2.8	2.9	2.5	3.1	2.9	N/A	Orange
070	70	Black	1.73	1.5 - 4.0	2.9	2.9	2.5	3.1	2.9	N/A	Orange
090	90	Orange	1.74	1.5 - 4.0	2.9	2.9	2.5	3.1	2.9	N/A	Orange

* within working pressure range

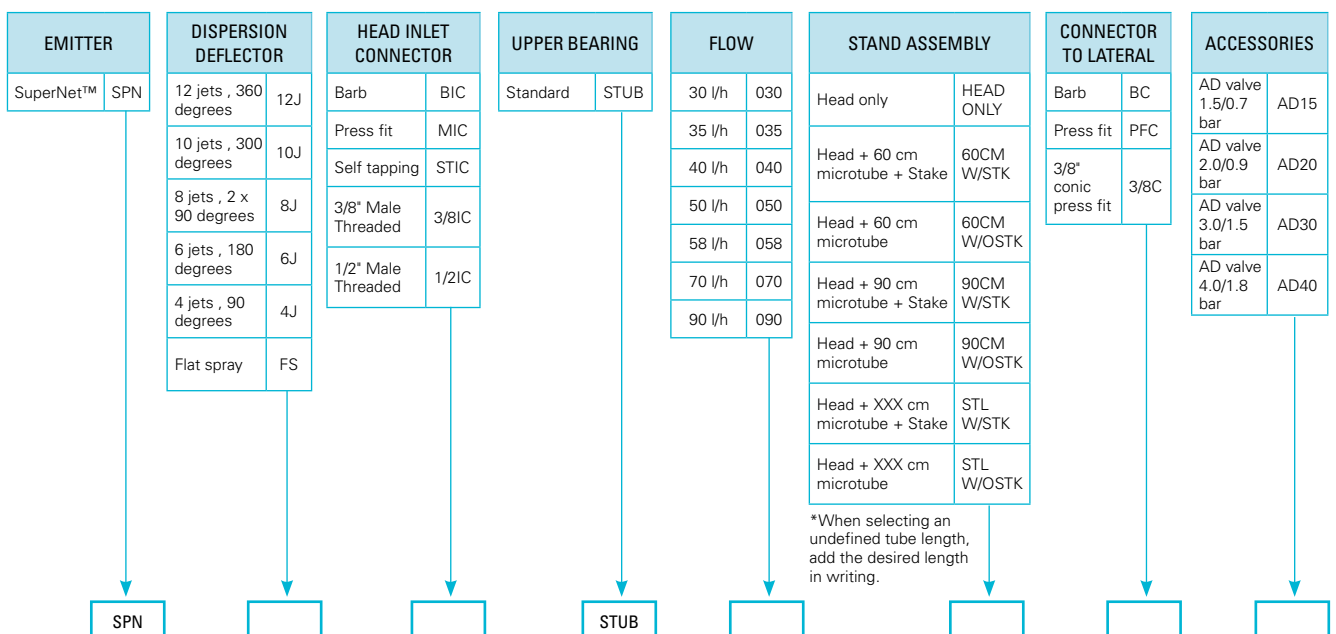
PACKAGING DATA

SUPERNET™ JET	QUANTITY P/BOX UNITS	BOX SIZE (CM X CM X CM)	BOX WEIGHT (KG)	BOXES P/PALLET	TOTAL UNITS P/PALLET	PALLET WEIGHT (KG)
Head only	500	28 x 28 x 57	10.1	32	16000	335
Complete stand , 60 cm micro tube length ,w/stake	100	18 x 34 x 79	8.3	20	2000	178
Complete stand , 60 cm micro tube length ,w/o stake	200	18 x 34 x 79	7.5	20	4000	162
Complete stand , 90 cm micro tube length ,w/stake	100	28 x 27 x 113	7.1	16	1600	124
Complete stand , 90 cm micro tube length ,w/o stake	200	28 x 27 x 113	6.7	16	3200	117

SUPERNET™ JET

Flowchart to determine the desired product definition

How to use: To determine the desired product definition select one of every set of options displayed on the chart.



SUPERNET™ JET

12 Jet , head only with Standard upper bearing
Catalog number : **63500** - (any of below 6 digits)

MODEL	BIC	STIC	MIC
030		096250	124800
035	044710	096910	125200
040	045550	097550	125800
050		098850	126400
058		100150	
070	049450	101450	127600
090	050750	102750	



SuperNet™ BIC, barb inlet connector

SUPERNET™ JET

10 Jet , head only with Standard upper bearing
Catalog number : **63500** - (any of below 6 digits)

MODEL	BIC	STIC	MIC
030			
035	044715		125610
040		097555	
050			126410
058			
070	049455		
090			



SuperNet™ STIC, self tapping inlet connector

SUPERNET™ JET

8 (2*90) Jet , head only with Standard upper bearing
Catalog number : **63500** - (any of below 6 digits)

MODEL	BIC	STIC	MIC
030	044260	096260	124620
035		096920	
040	045560	097560	
050			126420
058			
070	049460	101475	
090			



SuperNet™ MIC, male press-fit inlet connector

SUPERNET™ JET

6 Jet , head only with Standard upper bearing
Catalog number : **63500** - (any of below 6 digits)

MODEL	BIC	STIC	MIC
030		096270	
035	044730	096930	125650
040	045570	097570	125850
050	046870		126430
058	048170	100170	
070	049470	101470	127640
090	050770	102770	

SUPERNET™ JET

4 Jet , head only with Standard upper bearing
Catalog number : **63500** - (any of below 6 digits)

MODEL	BIC	STIC	MIC
030		096265	124640
035	044725		
040	045565	097565	125840
050	046865	098875	126425
058			
070	049465	101465	127630
090		102765	

SUPERNET™ JET FS (FLAT SPRAY)

Head only with Standard upper bearing
Catalog number : **63500** - (any of below 6 digits)

MODEL	BIC	STIC	MIC
030			
035	199000	197000	198000
040			

Missing catalog numbers available upon request

SUPERNET™ JET assembly stands

Catalog number : **63500** - (any of below 6 digits)

MODEL	030	035	040	050	058	070	090
SPNJET 12J BIC XXX 60CM W/STK BC			045950				051150
SPNJET 12J STIC XXX 60CM W/STK BC	096310	097020	097950	099250			
SPNJET 12J MIC XXX 60CM W/STK BC							
SPNJET 12J BIC XXX 60CM W/STK PFC							
SPNJET 12J STIC XXX 60CM W/STK PFC							
SPNJET 12J MIC XXX 60CM W/STK PFC							
SPNJET 10J BIC XXX 60CM W/STK BC							
SPNJET 10J STIC XXX 60CM W/STK BC							104010
SPNJET 10J MIC XXX 60CM W/STK BC							
SPNJET 10J BIC XXX 60CM W/STK PFC							
SPNJET 10J STIC XXX 60CM W/STK PFC							
SPNJET 10J MIC XXX 60CM W/STK PFC							
SPNJET 8J BIC XXX 60CM W/STK BC	044267						
SPNJET 8J STIC XXX 60CM W/STK BC							
SPNJET 8J MIC XXX 60CM W/STK BC							
SPNJET 8J BIC XXX 60CM W/STK PFC							
SPNJET 8J STIC XXX 60CM W/STK PFC							
SPNJET 8J MIC XXX 60CM W/STK PFC							
SPNJET 6J BIC XXX 60CM W/STK BC				046890			
SPNJET 6J STIC XXX 60CM W/STK BC							
SPNJET 6J MIC XXX 60CM W/STK BC							
SPNJET 6J BIC XXX 60CM W/STK PFC							
SPNJET 6J STIC XXX 60CM W/STK PFC			097590				
SPNJET 6J MIC XXX 60CM W/STK PFC	124635						
SPNJET 4J BIC XXX 60CM W/STK BC							
SPNJET 4J STIC XXX 60CM W/STK BC							
SPNJET 4J MIC XXX 60CM W/STK BC							
SPNJET 4J BIC XXX 60CM W/STK PFC							
SPNJET 4J STIC XXX 60CM W/STK PFC			097567				
SPNJET 4J MIC XXX 60CM W/STK PFC							

Catalog number : **63500** - (any of below 6 digits)

MODEL	030	035	040	050	058	070	090
SPNJET 12J BIC XXX 60CM W/OSTK BC	044273		045750				
SPNJET 12J STIC XXX 60CM W/OSTK BC			097750				
SPNJET 12J MIC XXX 60CM W/OSTK BC				126500			
SPNJET 12J BIC XXX 60CM W/OSTK PFC							
SPNJET 12J STIC XXX 60CM W/OSTK PFC	096300	097000	097700	099000	100250	101550	102850
SPNJET 12J MIC XXX 60CM W/OSTK PFC							
SPNJET 10J BIC XXX 60CM W/OSTK BC							
SPNJET 10J STIC XXX 60CM W/OSTK BC	096350			096340			
SPNJET 10J MIC XXX 60CM W/OSTK BC							
SPNJET 10J BIC XXX 60CM W/OSTK PFC							
SPNJET 10J STIC XXX 60CM W/OSTK PFC							
SPNJET 10J MIC XXX 60CM W/OSTK PFC							
SPNJET 6J BIC XXX 60CM W/OSTK BC			045573				
SPNJET 6J STIC XXX 60CM W/OSTK BC							
SPNJET 6J MIC XXX 60CM W/OSTK BC							
SPNJET 6J BIC XXX 60CM W/OSTK PFC							
SPNJET 6J STIC XXX 60CM W/OSTK PFC							
SPNJET 6J MIC XXX 60CM W/OSTK PFC							

Missing catalog numbers available upon request.




Background color defines the code color of the respective deflector. All assembly stands include 4*6.5 mm black SPE micro-tube.




Other stand combinations can be ordered based on the attached flowchart which can help determine the desired product requirement.




SUPERNET™ COMPONENTS


STANDARD UPPER BEARING CIRCULAR HOLE - TO BE USED ON ALL SUPERNET™ MICRO- SPRINKLERS		STANDARD UPPER BEARING SQUARE HOLE - TO BE USED ON ALL SUPERNET™ MICRO-JETS (GRAY)		EVERSPIN™ UPPER BEARING CIRCULAR HOLE - TO BE USED ON ALL SUPERNET™ MICRO- SPRINKLERS IN HARSH WATER CONDITIONS		SPRING UPPER BEARING CIRCULAR HOLE - TO BE USED ON UD SUPERNET™ MICRO- SPRINKLERS	
1 unit 63520-005450		1 unit 63520-005400		1 unit 63520-011400		1 unit 63520-011500	
100 units/bag 63520-005470		100 units/bag 63520-005420		100 units/bag 63520-011425		100 units/bag 63520-011530	

FRAME		STREAM SPLITTER		SPRING EVERSPIN™ UPPER BEARING - TO BE USED ON UD SUPERNET™ MICRO-SPRINKLERS IN HARSH WATER CONDITIONS	
1 unit 63520-005500		1 unit 63520-005800		1 unit 63520-011300	
10 units/bag 63520-005525		10 units/bag		100 units/bag 63520-011300	
100 units/bag 63520-005510		100 units/bag 63520-005830			

LR SWIVEL (PURPLE) TO BE USED WITH 20, 30, 35 AND 40 L/H		LR SWIVEL (BLACK) TO BE USED WITH 50, 58, 70, 90 AND 110L/H		SR SWIVEL (BLUE) TO BE USED WITH ALL FLOWS	
1 unit 63520-005100		1 unit 63520-005000		1 unit 63520-005200	
10 units/bag 63520-005102		10 units/bag 63520-005005		10 units/bag 63520-005205	
100 units/bag 63520-005115		100 units/bag 63520-005010		100 units/bag 63520-005220	

LRD SWIVEL (PURPLE) TO BE USED WITH 20, 30, 35 AND 40 L/H		LRD SWIVEL (BLACK) TO BE USED WITH 50, 58, 70, 90 AND 110L/H		SRD SWIVEL (BLUE) TO BE USED WITH ALL FLOWS	
1 unit 63520-005160		1 unit 63520-005150		1 unit 63520-005300	
10 units/bag 63520-005165		10 units/bag		10 units/bag	
100 units/bag 63520-005170		100 units/bag 63520-005155		100 units/bag 63520-005310	

UD SWIVEL (GREEN) W/SLEEVE TO BE USED WITH 30, 35, 40, 50, 58 AND 70 L/H		LR SWIVEL (GRAY) TO BE USED WITH GS MODEL 90 AND 110 L/H		SSR SWIVEL (LIGHT GREEN) TO BE USED WITH 30, 35 AND 40 L/H	
1 unit 63520-005180		1 unit 63520-005120		1 unit 63520-005320	
10 units/bag 63520-005185		10 units/bag 63520-005122		10 units/bag	
100 units/bag 63520-005188		100 units/bag 63520-005125		100 units/bag 63520-005340	

STATIC DEFLECTORS TO BE USED WITH 30, 35, 40, 50, 58, 70 AND 90 L/H		
	1 unit	100 units/bag
12 jets (360 degrees)	63520-005350	63520-005355
10 jets (300 degrees)	63520-005360	63520-005365
8 jets (2*90 degrees)	63520-005370	63520-005375
6 jets (180 degrees)	63520-005380	63520-005385
4 jets (90 degrees)	63520-005390	63520-005397
FS, flat spray	63520-005392	

Missing catalog numbers available upon request

SUPERNET™ COMPONENTS

NOZZLE TUBE	
20 l/h	63520-001000
30 l/h	63520-001100
35 l/h	63520-001150
40 l/h	63520-001200
50 l/h	63520-001300
58 l/h	63520-001400
70 l/h	63520-001500
90 l/h	63520-001600
110 l/h	63520-001700



DIAPHRAGM	
1 unit	63520-005630
100 units/bag	



"O" RING	
1 unit	63520-005700
100 units/bag	63520-005720



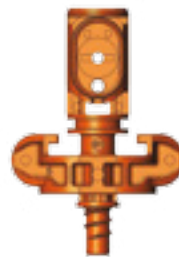
FLOW CONTROL CHAMBER WITH BARB INLET CONNECTOR		
20 l/h	63520-001800	Purple
30 l/h	63520-002200	Brown
35 l/h	63520-002510	Light Blue
40 l/h	63520-002600	Blue
50 l/h	63520-003000	Green
58 l/h	63520-003400	Gray
70 l/h	63520-003800	Black
90 l/h	63520-004200	Orange
110 l/h	63520-004600	Red



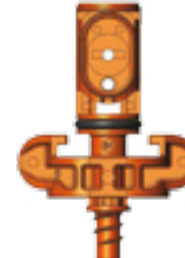
FLOW CONTROL CHAMBER WITH BARB INLET CONNECTOR + ASSEMBLY "O" RING		
20 l/h	63520-004912	Purple
30 l/h	63520-004925	Brown
35 l/h		
40 l/h		
50 l/h	63520-004952	Green
58 l/h		
70 l/h		
90 l/h		
110 l/h		



FLOW CONTROL CHAMBER WITH SELF TAPPING INLET CONNECTOR		
20 l/h	63520-001900	Purple
30 l/h	63520-002300	Brown
35 l/h	63520-002520	Light Blue
40 l/h	63520-002700	Blue
50 l/h	63520-003100	Green
58 l/h	63520-003500	Gray
70 l/h	63520-003900	Black
90 l/h	63520-004300	Orange
110 l/h	63520-004700	Red



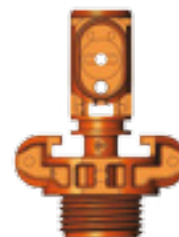
FLOW CONTROL CHAMBER WITH SELF TAPPING INLET CONNECTOR + ASSEMBLY "O" RING		
20 l/h	63520-004910	Purple
30 l/h	63520-004920	Brown
35 l/h	63520-004930	Light Blue
40 l/h	63520-004940	Blue
50 l/h	63520-004950	Green
58 l/h	63520-004960	Gray
70 l/h	63520-004970	Black
90 l/h	63520-004980	Orange
110 l/h	63520-004990	Red



FLOW CONTROL CHAMBER WITH MALE PRESS-FIT INLET CONNECTOR		
20 l/h	63520-001750	Purple
30 l/h	63520-002150	Brown
35 l/h	63520-002505	Light Blue
40 l/h	63520-002570	Blue
50 l/h	63520-002950	Green
58 l/h	63520-003350	Gray
70 l/h	63520-003750	Black
90 l/h	63520-004150	Orange
110 l/h	63520-004550	Red




FLOW CONTROL CHAMBER WITH 3/8" MALE THREADED INLET CONNECTOR		
20 l/h	63520-002000	Purple
30 l/h	63520-002400	Brown
35 l/h	63520-002530	Light Blue
40 l/h	63520-002800	Blue
50 l/h	63520-003200	Green
58 l/h	63520-003600	Gray
70 l/h	63520-004000	Black
90 l/h	63520-004400	Orange
110 l/h	63520-004800	Red



FLOW CONTROL CHAMBER WITH 1/2" MALE THREADED INLET CONNECTOR		
20 l/h	63520-002100	Purple
30 l/h	63520-002500	Brown
35 l/h	63520-002550	Light Blue
40 l/h	63520-002900	Blue
50 l/h	63520-003300	Green
58 l/h	63520-003700	Gray
70 l/h	63520-004100	Black
90 l/h	63520-004500	Orange
110 l/h	63520-004900	Red



Missing catalog numbers available upon request



STRIPNET™ PRO

PRESSURE-COMPENSATED, STRIP EMITTER

APPLICATIONS

- Strip frost mitigation on vineyards.
- Cooling of trellised crops.

SPECIFICATIONS

- Pressure compensated static emitter.
- Pressure regulating range: 2.0-4.0 bar.
- Rectangular water covering pattern: 0.5 meters wide by 5.5 meters long.
- Inlet connectors: barb.
- Recommended filtration: 130 micron / 120 mesh.

Filtration method is to be selected based on the kind and concentration of the dirt particles existing in the water.

Wherever sand exceeding 2 ppm exists in the water, a Hydrocyclone is to be installed before the main filter.

When sand/ silt/ clay solids exceed 100 ppm, pre treatment will be applied according to Netafim™ expert team's instructions.

- Maximum recommended distance between heads: 5.0 meters.
- One active, brown colored nozzle; one plugged, black colored nozzle.
- Can be mounted on wood or metal stakes or between two of the existing wires on the growing line.
- No moving parts.
- Acid resistant (AA) raw materials.

FEATURES AND BENEFITS

- Unique regulation mechanism makes it the perfect choice for hillside applications or longer rows.
- The StripNet™ Pro Frost mitigation system operates using as little as 20 m³/hectare (depending on vine row spacing) - less than half the water required by full-coverage sprinkler systems.
- Alignment problems are solved with the unique, grower-friendly mounting bracket between wires system; simply install it and then forget about it. Proper alignment is inherent.
- Micro-emitter made of plastic materials is resistant to all agrochemicals and weather conditions.
- Energy and water saving.
- Long-term reliable service, simple, modular parts.

STRIPNET™ PRO TECHNICAL DATA

MODEL	FLOW RATE* (l/h)	CODE COLOR	NOZZLE WATER PASSAGES AREA (MM²)	WORKING PRESSURE RANGE (BAR)	WETTED AREA (M X M)	ACTIVE NOZZLE CODE COLOR
30	31	Brown	0.83	2.0-4.0	0.5 x 5.5	Brown

*Within working pressure range

PACKAGING DATA

STRIPNET™ PRO	QUANTITY P/BOX UNITS	BOX SIZE (CM X CM X CM)	BOX WEIGHT (KG)	BOXES P/PALLET	TOTAL UNITS P/PALLET	PALLET WEIGHT (KG)
Head only	650	18 x 34 x 79	12.2	36	23400	439
Complete stand (120 cm) w/o stake	100	17 x 26 x 139	10.1	15	1500	152
Complete stand (200 cm) w/o stake	50	17 x 26 x 139	7.2	15	750	108

STRIPNET™ PRO HEAD ONLY

MODEL	BIC
030	
64400-001000	

STRIPNET™ PRO COMPONENTS

STRIPNET™ PRO, ACTIVE NOZZLE (BROWN)	
64420-002680	
STRIPNET™ PRO, PLUGGED NOZZLE (BLACK)	
64420-002641	
STRIPNET™ PRO "Y" NOZZLES BODY	
64420-002700	
STRIPNET™ PRO TUBE	
64420-002600	

STRIPNET™ PRO ASSEMBLY STANDS



Catalog number : **64400** - (any of below 6 digits)

MODEL	030
STRIPNET PRO BIC 030 120CM W/OSTK	001150
STRIPNET PRO BIC 030 200CM W/OSTK	001480


All assembly stands include 4*6.5 mm black SPE micro-tube.
Other stand combinations can be ordered.

ASSEMBLY OPTIONS

STRIPNET™ PRO CAN BE ASSEMBLED IN ONE OF THE FOLLOWING THREE WAYS:

<p>On a wooden pole, with a Netafim™ clamp, Catalog number, 1 unit: 64420-003100 600 units p/box, 28 x 27 x 57 cm, 5.8 kg</p>	
<p>On a metal stake (2.5 to 5.0 mm thick), with a Netafim™ special design clamp, Catalog number, 1 unit: 64420-003010 1200 units p/box, 35 x 35 x 57 cm, 14.5 kg</p>	

When the distances between stakes are more than five meters, or when exact alignment is preferred, it is recommended to use the Netafim™ "bracket between wires", unique installation system between two of the vineyard metal wires. This product includes two injected plastic parts, a metal or fiberglass rod (according to the user's choice), and two metal wires for tightening.

<p>2 plastic parts Catalog number: 64420-003600 200 units p/box (only the 2 plastic parts), 18 x 34 x 79 cm, 6.3 kg</p> <p>Double loop wires ties (2 units) Catalog number: 64420-003700</p> <p>Metal rod, 6 mm diameter 60 cm length Catalog number: 65080-001000 100 cm length Catalog number: 65080-001100</p>	
--	--

*Other metal rod lengths available upon request





PULSAR™ WITH STRIPNET™ HEAD

PRESSURE COMPENSATED EMITTER

APPLICATIONS

- Strip frost-mitigation in vineyards.
- Cooling of trellised crops.


SPECIFICATIONS

- Pressure compensated static micro-emitter.
Consists of a flow regulator (Pressure Compensated dripper), a micro tube connecting between the regulator and the tube chamber inlet, a tube with an air bag inside, AD valve and micro-emitter head.
- Pressure regulating range: 2.5-4.0 bar.
Minimum working pressure at the pressure compensated dripper inlet: 2.5 bar.
Micro-emitter height above distributor pipe should be added to the required minimum recommended working pressure, when calculating the minimal pressure required for product's proper operation.
- Recommended filtration: 130 micron / 120 mesh.
Filtration method is to be selected based on the kind and concentration of the dirt particles contained in the water.
Wherever sand in the water exceeds 2 ppm exists, Hydrocyclone is to be installed before the main filter.
When sand / silt / clay exceed 100 ppm, pre-treatment will be applied according to Netafim™ expert team's instructions.
- Flow rates: 12, 15, 20 l/h.
- Rectangular water covering pattern.
- Maximum recommended distance between heads: 6.0 meters.
- In order to ensure the length of the water covering pattern, make sure that the poles of the vineyards on which the Pulsars are to be installed, are absolutely vertical.
- One active, brown colored nozzle; one plugged, black colored nozzle.
- Inlet connectors: barb.
- Can be mounted on wood or metal stakes.
- No moving parts.
- Chemical resistant to standard nutrients used in agricultural.

FEATURES AND BENEFITS

- The Pulsar™-StripNet™ frost-mitigation system operates using as little as 10 m³/h hectare (depending on vine row spacing) - less than 70% the water required by full-coverage sprinkler systems.
- Several pulses per minute, according to the selected flow rate, ensure continuous irrigation over a large area for many hours.
- Pressure compensated: Precise and equal amounts of water are delivered over a broad pressure range. 100 % uniformity of water distribution along the laterals.
- Unique regulation mechanism makes it the perfect choice for hillside applications or longer rows.
- Soil saturation / flooding are avoided even after many hours of irrigation.
- The water supply system including pump, filtration system, pipes and fittings is relatively small and far less expensive to purchase, install and maintain.
- Micro-emitter made of plastic materials resistant to standard nutrients used in agricultural and weather conditions.
- Energy and water saving.
- Simple, modular parts.
- Distributes relatively small water amounts over a large wetted area.





PULSAR™ WITH GYRONET™ HEAD

PRESSURE COMPENSATED EMITTER

APPLICATIONS


- Frost-mitigation in fruit trees.
- Cooling of fruit trees and other crops.

SPECIFICATIONS

- Pressure compensated micro-sprinkler.
Consists of a flow regulator (Pressure Compensated dripper), a micro tube connecting between the regulator and the tube chamber inlet, a tube with an air bag inside, AD valve and micro-sprinkler head.
- Pressure regulating range: according to model.
Minimum working pressure at the pressure compensated dripper inlet: 1.7 or 2.5 bar.
Micro-sprinkler height above distributor pipe should be added to the required minimum recommended working pressure, when calculating the minimal pressure required for product's proper operation.
- Recommended filtration: 130 micron / 120 mesh.
Filtration method is to be selected based on the kind and concentration of the dirt particles contained in the water.
Wherever sand in the water exceeds 2 ppm exists, Hydrocyclone is to be installed before the main filter.
When sand / silt / clay exceed 100 ppm, pre-treatment will be applied according to Netafim™ expert team's instructions.
- Flow rates: 8, 12, 15, 20, 25 l/h.
- 3 different swivels : SR, SRD, SSR (distribution data attached).
- Recommended installation: one emitter above each tree or according to the crop needs.
- In order to ensure the water covering pattern, make sure that the poles / rods / stakes on which the Pulsar's are to be installed, are absolutely vertical.
- Inlet connectors: barb.
- Can be mounted on wood or metal stakes.
- Chemical resistant to standard nutrients used in agricultural.

FEATURES AND BENEFITS

- The Pulsar™-GyroNet™ frost-mitigation / cooling system operates using as little as 15 m³/h hectare (depending on trees spacing) - less than 50% the water required by full-coverage sprinkler systems.
- Several pulses per minute, according to the selected flow rate, ensure continuous irrigation over a large area for many hours.
- Pressure compensated: Precise and equal amounts of water are delivered over a broad pressure range. 100 % uniformity of water distribution along the laterals.
- Unique regulation mechanism makes it the perfect choice for hillside applications or longer rows.
- Soil saturation / flooding are avoided even after many hours of irrigation.
- The water supply system including pump, filtration system, pipes and fittings is relatively small and far less expensive to purchase, install and maintain.
- Micro-sprinkler made of plastic materials resistant to standard nutrients used in agricultural and weather conditions.
- Energy and water saving.
- Simple, modular parts.
- Distributes relatively small water amounts over a large wetted area.



PULSAR™ WITH GYRONET™ HEAD IN UP RIGTH (UR) INSTALLATIONS

MODEL	FLOW RATE (L/H)	WHIT BLUE PIN AD VALVE, AT 2.5 BAR PRESSURE AT THE FLOW REGULATOR INLET			WHIT BLACK PIN AD VALVE, AT 1.7 BAR PRESSURE AT THE FLOW REGULATOR INLET		
		WETTED DIAMETER* (M)	WETTED AREA (M²)	PRECIPITATION RATE AVERAGE (MM/H)	WETTED DIAMETER* (M)	WETTED AREA (M²)	PRECIPITATION RATE AVERAGE (MM/H)
GyroNet™ SR	8	4.0	12.6	0.6	3.5	9.6	0.8
GyroNet™ SR	12	5.0	19.6	0.6	4.0	12.6	1.0
GyroNet™ SR	15	5.0	19.6	0.8	4.5	15.9	0.9
GyroNet™ SR	20	5.5	23.8	0.8	4.5	15.9	1.3
GyroNet™ SR	25	6.0	28.3	0.9	4.5	15.9	1.6
GyroNet™ SRD	8	2.5	4.9	1.6	2.0	3.1	2.5
GyroNet™ SRD	12	2.5	4.9	2.4	2.0	3.1	3.8
GyroNet™ SRD	15	2.5	4.9	3.1	2.0	3.1	4.8
GyroNet™ SRD	20	3.0	7.1	2.8	2.5	4.9	4.1
GyroNet™ SRD	25	3.0	7.1	3.5	2.5	4.9	5.1
GyroNet™ SSR	8	1.5	1.8	4.5	2.0	3.1	2.5
GyroNet™ SSR	12	2.0	3.1	3.8	2.5	4.9	2.4
GyroNet™ SSR	15	2.5	4.9	3.1	2.5	4.9	3.1
GyroNet™ SSR	20	2.5	4.9	4.1	3.0	7.1	2.8
GyroNet™ SSR	25	3.0	7.1	3.5	3.0	7.1	3.5

* wetted diameter at 0.5 meter above crop

PULSAR™ WITH GYRONET™ HEAD IN UPSIDE DOWN (UD) INSTALLATIONS

MODEL	FLOW RATE (L/H)	WHIT BLUE PIN AD VALVE, AT 2.5 BAR PRESSURE AT THE FLOW REGULATOR INLET		
		WETTED DIAMETER* (M)	WETTED AREA (M²)	PRECIPITATION RATE AVERAGE (MM/H)
GyroNet™ SR	12	3.5	9.6	1.2
GyroNet™ SR	15	3.5	9.6	1.6
GyroNet™ SR	20	3.5	9.6	2.1
GyroNet™ SSR	12	2.0	3.1	3.8
GyroNet™ SSR	15	2.0	3.1	4.8
GyroNet™ SSR	20	2.0	3.1	6.4

* wetted diameter at 2.5 bar pressure at the flow regulator inlet and at 0.5 meter above crop

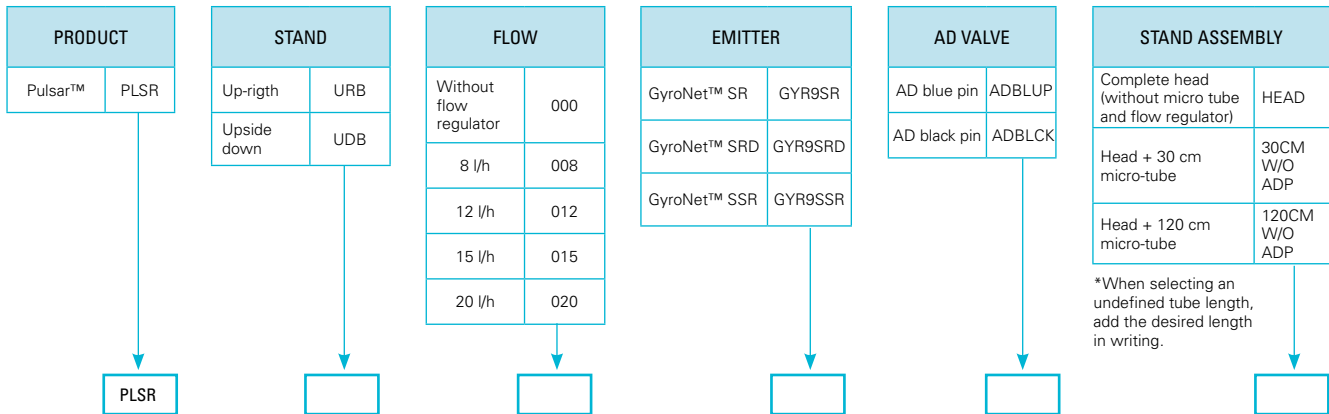
PACKAGING DATA

PULSAR™	QUANTITY P/BOX UNITS	BOX SIZE (CM X CM X CM)	BOX WEIGHT (KG)	BOXES P/PALLET	TOTAL UNITS P/PALLET	PALLET WEIGHT (KG)
Head only (UR tube+AD valve+GyroNet)	150	36 X 31 X 53	7.2	18	2700	142
Head only (UD tube+AD valve+GyroNet)	80	28 X 28 X 57	9.1	32	2560	291
Complete UR stand (120 cm.) w/o stake	50	28 x 27 x 113	8.8	16	800	141
Complete UR stand (200 cm.) w/o stake	50	28 x 27 x 113	9.2	16	800	147
Complete UD stand (30 cm.) w/o stake	100	28 x 27 x 113	15.2	16	1600	243

PULSAR™ WITH GYRONET™ HEAD

Flowchart to determine the desired product definition

How to use: To determine the desired product definition select one of every set of options displayed on the chart.



*When selecting an undefined tube length, add the desired length in writing.

DESCRIPTION AND CATALOG NUMBER SAMPLE

CATALOG NUMBER: 63700-008180
SAP DESCRIPTION: PLSR URB 020 GYR9SR ADBLUP 120CM
PRODUCT COMPONENTS: Pulsar™ , Flow regulator 20 l/h, 120 cm micro-tube, tube with barb inlet connector, AD valve with blue pin, GyroNet™ head with SR (short range) swivel

OTHERS ACTIVE CATALOG NUMBERS

CATALOG NUMBER: 63700-007660
SAP DESCRIPTION: PLSR URB 008 GYR9SR ADBLUP 60CM
CATALOG NUMBER: 63700-008190
SAP DESCRIPTION: PLSR URB 020 GYR9SSR ADBLUP 120CM
CATALOG NUMBER: 63700-008210
SAP DESCRIPTION: PLSR URB 020 GYR9SSR ADBLUP 200CM
CATALOG NUMBER: 63700-008500
SAP DESCRIPTION: PLSR URB 025 GYR9SR ADBLUP 120CM
CATALOG NUMBER: 63700-008550
SAP DESCRIPTION: PLSR URB 025 GYR9SSR ADBLUP 120CM


*Other catalog numbers, according to desired product definition, available upon request.

ASSEMBLY OPTIONS

Pulsar™ UR can be assembled in one of the following ways:

CLAMP FOR WOOD POLES	
64420-003100	

CLAMP FOR METAL STAKES	
64420-003010	

ADAPTER TO METAL/FIBERGLASS RODS	
6 mm rod (Blue) 63520-005950	
8 mm rod (Black) 63520-005970	

For correct installation of the Pulsar™ UR it is recommended to use special UV protected bands for this purpose: Black band 380*4.8 UV (100/bag) .

Catalog number: 63720-001800 (100 units /bag)







PULSAR™ WITH MISTNET™ HEAD

PRESSURE COMPENSATED EMITTER

APPLICATIONS

Cooling and humidification of trees areas.

SPECIFICATIONS

- Pressure compensated static micro-emitter.
Consists of a flow regulator (Pressure Compensated dripper), a micro tube connecting between the regulator and the tube chamber inlet, a tube with an air bag inside, AD valve and micro-emitter head.
- Pressure regulating range: 2.5-4.0 bar.
Minimum working pressure at the pressure compensated dripper inlet: 2.5 bar.
Micro-sprinkler height above distributor pipe should be added to the required minimum recommended working pressure, when calculating the minimal pressure required for product's proper operation.
- Recommended filtration: 130 micron / 120 mesh.
Filtration method is to be selected based on the kind and concentration of the dirt particles contained in the water.
Wherever sand in the water exceeds 2 ppm exists, Hydrocyclone is to be installed before the main filter.
When sand / silt / clay exceed 100 ppm, pre-treatment will be applied according to Netafim™ expert team's instructions.
- Flow rates: 8 l/h.
- Recommended installation: one emitter above or in the middle of each tree.
- Static micro-emitter, no moving parts.
- Inlet connectors: barb.
- Can be mounted on wood or metal stakes.
- Chemical resistant to standard nutrients used in agricultural.

FEATURES AND BENEFITS

- The Pulsar™-MistNet™ cooling system operates using as little as 10 m³/h hectare (depending on trees spacing).
- Several pulses per minute ensure continuous irrigation over a large area for many hours.
- Pressure compensated: Precise and equal amounts of water are delivered over a broad pressure range.
100 % uniformity of water distribution along the laterals.
- Unique regulation mechanism makes it the perfect choice for hillside applications or longer rows.
- Soil saturation / flooding are avoided even after many hours of irrigation.
- The water supply system including pump, filtration system, pipes and fittings is relatively small and far less expensive to purchase, install and maintain.
- Micro-emitter made of plastic materials resistant to standard nutrients used in agricultural and weather conditions.
- Energy and water saving.
- Distributes relatively small water amounts over a large wetted area.



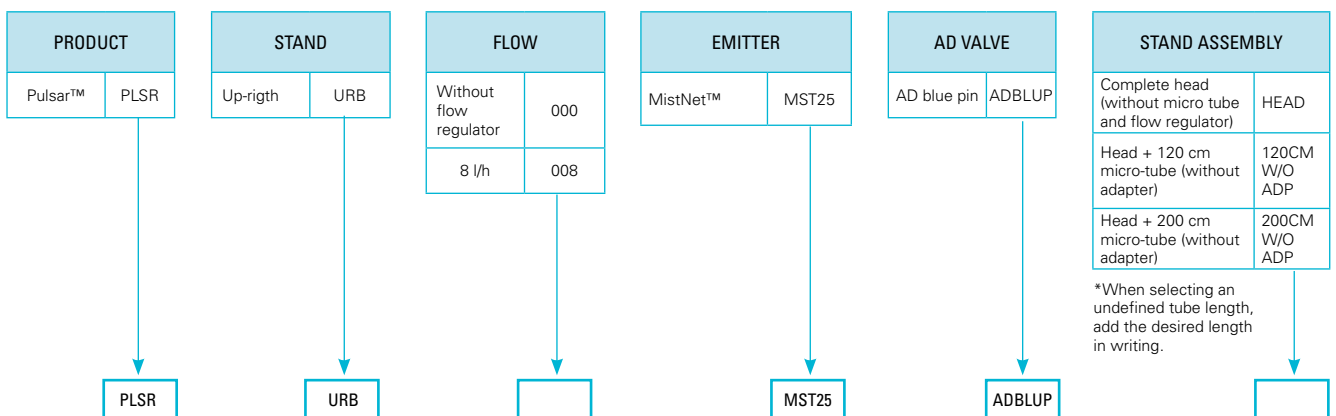
PACKAGING DATA

PULSAR™	QUANTITY P/BOX UNITS	BOX SIZE (CM X CM X CM)	BOX WEIGHT (KG)	BOXES P/PALLET	TOTAL UNITS P/PALLET	PALLET WEIGHT (KG)
Head only (UR tube+AD valve+MistNet)	150	36 X 31 X 53	7.2	18	2700	142
Complete UR stand (120 cm.) w/o stake	50	28 x 27 x 113	8.8	16	800	141
Complete UR stand (200 cm.) w/o stake	50	28 x 27 x 113	9.2	16	800	147

PULSAR™ WITH MISTNET™ HEAD

Flowchart to determine the desired product definition

How to use: To determine the desired product definition select one of every set of options displayed on the chart.



DESCRIPTION AND CATALOG NUMBER SAMPLE

CATALOG NUMBER: 63700-006100
SAP DESCRIPTION: PLSR URB 008 MST25 ADBLUP 200CM
PRODUCT COMPONENTS: Pulsar™ , Flow regulator 8 l/h, 120 cm micro-tube, tube with barb inlet connector, AD valve with blue pin, MistNet™ head.

ASSEMBLY OPTIONS

Pulsar™ UR can be assembled in one of the following ways:

CLAMP FOR WOOD POLES		CLAMP FOR METAL STAKES		ADAPTER TO METAL/FIBERGLASS RODS	
64420-003100		64420-003010		6 mm rod (Blue) 63520-005950	
				8 mm rod (Black) 63520-005970	

For correct installation of the Pulsar™ UR it is recommended to use special UV protected bands for this purpose: Black band 380*4.8 UV (100/bag) .

Catalog number: 63720-001800 (100 units /bag)





PULSAR™ WITH VIBRONET™ HEAD

PRESSURE COMPENSATED EMITTER

DISTRIBUTES RELATIVELY SMALL WATER AMOUNTS OVER A LARGE WETTED AREA

APPLICATIONS

On germination tables, very low precipitation rate irrigation in upside down stands.

SPECIFICATIONS

- Pressure compensated micro-emitter.
- Consists of a flow regulator (Pressure Compensated dripper), a micro tube connecting between the regulator and the tube chamber inlet, a tube with an air bag inside, AD valve and VibroNet™ head.
- Minimum working pressure at the flow regulator inlet: 3.5 bar.
- Recommended filtration: 130 micron / 120 mesh.
Filtration method is to be selected based on the kind and concentration of the dirt particles contained in the water.
Wherever sand in the water exceeds 2 ppm exists, Hydrocyclone is to be installed before the main filter.
When sand / silt / clay exceed 100 ppm, pre-treatment will be applied according to Netafim™ expert team's instructions.
- Flow rates: 8, 12, 15, 20 l/h.
- Recommended installation: 1.5 meter above the crop at 1.6*1.6 to 2*2 meters rectangular shape.
- Inlet connectors: barb.
- Chemical resistant to standard nutrients used in agricultural.

FEATURES AND BENEFITS

- Several pulses per minute ensure continuous irrigation over a large area.
- Pressure compensated: Precise and equal amounts of water are delivered over a broad pressure range.
100 % uniformity of water distribution along the laterals.
- Unique regulation mechanism makes it the perfect choice for longer rows.
- The water supply system including pump, filtration system, pipes and fittings is relatively small and far less expensive to purchase, install and maintain.
- Micro-emitter made of plastic materials resistant to standard nutrients used in agricultural and weather conditions.
- Energy and water saving.
- Simple, modular parts.



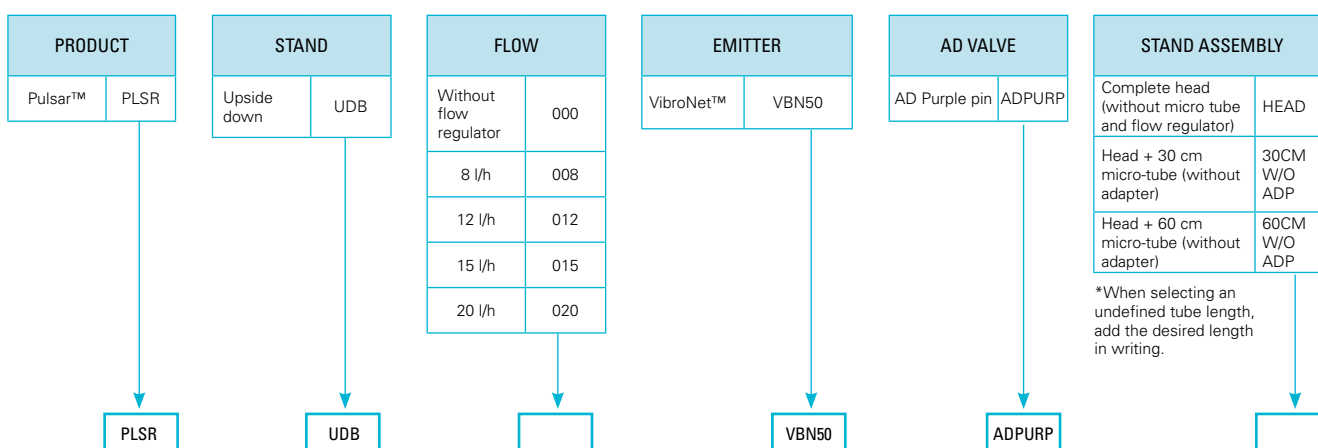
PACKAGING DATA

PULSAR™	QUANTITY P/BOX UNITS	BOX SIZE (CM X CM X CM)	BOX WEIGHT (KG)	BOXES P/PALLET	TOTAL UNITS P/PALLET	PALLET WEIGHT (KG)
Complete UD stand (30 cm.)	100	28 x 27 x 113	6.8	16	1600	109

PULSAR™ WITH VIBRONET™ HEAD

Flowchart to determine the desired product definition

How to use: To determine the desired product definition select one of every set of options displayed on the chart.



DESCRIPTION AND CATALOG NUMBER SAMPLE

Sap description: PLSR UDB 012 VBN50 ADPURP 30CM GRAY

Catalog number: 63700-011500

Product components:

Pulsar™, Flow regulator 12 l/h, 30 cm gray micro-tube, tube with barb inlet connector, AD valve with purple pin, VibroNet™ head.



PULSAR™ WITH COOLNET™ PRO HEAD

PRESSURE COMPENSATED EMITTER

DISTRIBUTES RELATIVELY SMALL WATER AMOUNTS OVER A LARGE WETTED AREA

APPLICATIONS

Cooling or Humidification.

SPECIFICATIONS

- Pressure compensated micro-emitter.
Consists of a flow regulator (Pressure Compensated dripper), a micro tube connecting between the regulator and the tube chamber inlet, a tube with an air bag inside, AD valve and CoolNet™ Pro head.
- Minimum working pressure at the flow regulator inlet: 3.5 bar.
- Recommended filtration: 130 micron / 120 mesh.
Filtration method is to be selected based on the kind and concentration of the dirt particles contained in the water.
Wherever sand in the water exceeds 2 ppm exists, Hydrocyclone is to be installed before the main filter. When sand / silt / clay exceed 100 ppm, pre-treatment will be applied according to Netafim™ expert team's instructions.
- Flow rates: 8, 12, 15 l/h.
- Recommended installation: 3*3 meters rectangular shape as high it is possible, all the emitters at the same level.
- Inlet connectors: barb.
- Chemical resistant to standard nutrients used in agricultural.

FEATURES AND BENEFITS

- Several pulses per minute ensure continuous water distribution over a large area.
- Pressure compensated: Precise and equal amounts of water are delivered over a broad pressure range.
100 % uniformity of water distribution along the laterals.
- Unique regulation mechanism makes it the perfect choice for longer rows.
- The water supply system including pump, filtration system, pipes and fittings is relatively small and far less expensive to purchase, install and maintain.
- Micro-emitter made of plastic materials resistant to standard nutrients used in agricultural and weather conditions.
- Energy and water saving.
- Simple, modular parts.



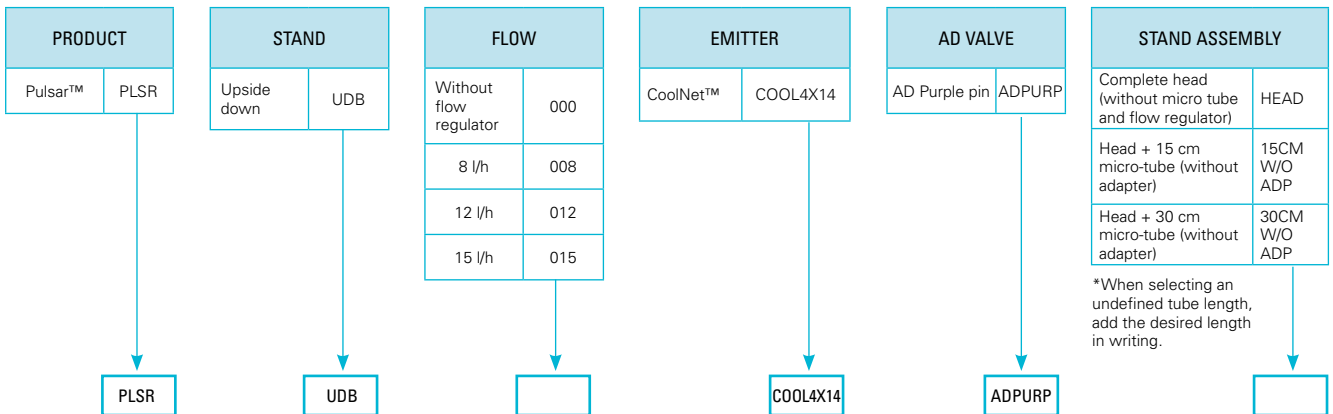
PACKAGING DATA

PULSAR™	QUANTITY P/BOX UNITS	BOX SIZE (CM X CM X CM)	BOX WEIGHT (KG)	BOXES P/PALLET	TOTAL UNITS P/PALLET	PALLET WEIGHT (KG)
Complete UD stand (30 cm.)	100	28 x 27 x 113	7.6	16	1600	122

PULSAR™ WITH COOLNET™ PRO HEAD

Flowchart to determine the desired product definition

How to use: To determine the desired product definition select one of every set of options displayed on the chart.



DESCRIPTION AND CATALOG NUMBER SAMPLE

Sap description: PLSR UDB 008 COOL4X14 ADPURP 15CM

Catalog number: 63700-004300

Product components:

Pulsar™, Flow regulator 8.0 l/h, 15 cm gray micro-tube, tube with barb inlet connector, AD valve with purple pin, CoolNet™ Pro head.



GYRONET™ LR & LRD

LONG RANGE & LONG RANGE WITH DEFLECTOR

APPLICATIONS

Irrigation of tree plantations with large root volumes.

SPECIFICATIONS

- LR means a revolving rotor irrigating a large area.
- LRD stream deflector concentrates all the water in the area surrounding the young tree during the initial growing period. When the tree grows, the stream deflector can be broken off, thus enabling extended irrigation diameter.
- Micro-sprinkler, 10 different flow rates: 27, 40, 58, 70, 90, 120, 150, 200, 250, 300 l/h.
Nominal flow rates at 1.7 bar pressure.
- Maximum recommended working pressure: 2.5 bar.
- Recommended filtration: 200 micron / 80 mesh.
Filtration method is to be selected based on the kind and concentration of the dirt particles existing in the water. Wherever sand exceeding 2 ppm exists in the water, a Hydrocyclone is to be installed before the main filter. When sand/ silt/ clay solids exceed 100 ppm, pre treatment will be applied according to Netafim™ expert team's instructions.
- 3 types of inlet connectors:
Self tapping
Press fit
3/8" male threaded
- 2 types of upper bearing:
Standard - for normal water
Everspin™ - for harsh conditions
- The rotor is colored Purple for flows 27 and 40 l/h, Black for flows of 50 to 120 l/h and Gray for flows of 150 to 300 l/h.

FEATURES AND BENEFITS

- Anti-ant mechanism prevents insect penetration into the area of the micro-sprinklers nozzle.
- Micro-sprinkler made of plastic materials resistant to all agrochemicals & weather conditions.
- Specially designed for fruit trees, orchards, deciduous and other tree crops.
- Can be used in Frost mitigation and/or Cooling irrigation systems.
- Long-term reliable service, simple, modular parts.

GYRONET™ TECHNICAL DATA

MODEL	NOZZLE CODE COLOR	NOZZLE SIZE (MM)	CONSTANT K	EXPONENT X	MAXIMUM WORKING PRESSURE (BAR)	WETTED DIAMETER (M)		SWIVEL (ROTOR) CODE COLOR
						LR 20 CM ABOVE GROUND	LRD 20 CM ABOVE GROUND	
027	Brown	0.75	6.7	0.5	2.5	4.0	1.5	Purple
040	Blue	0.90	9.4	0.5	2.5	5.5	1.5	Purple
058	Gray	1.10	13.5	0.5	2.5	7.0	1.5	Black
070	Black	1.20	17.4	0.5	2.5	7.0	2.0	Black
090	Orange	1.40	22.4	0.5	2.5	7.0	2.0	Black
120	Red	1.57	28.8	0.5	2.5	8.0	2.0	Black
150	Sky Blue	1.77	37.5	0.5	2.5	8.5	N/A	Gray
200	Yellow	2.04	49.1	0.5	2.5	9.5	N/A	Gray
250	Purple	2.28	61.9	0.5	2.5	10.0	N/A	Gray
300	Green	2.48	73.2	0.5	2.5	11.0	N/A	Gray

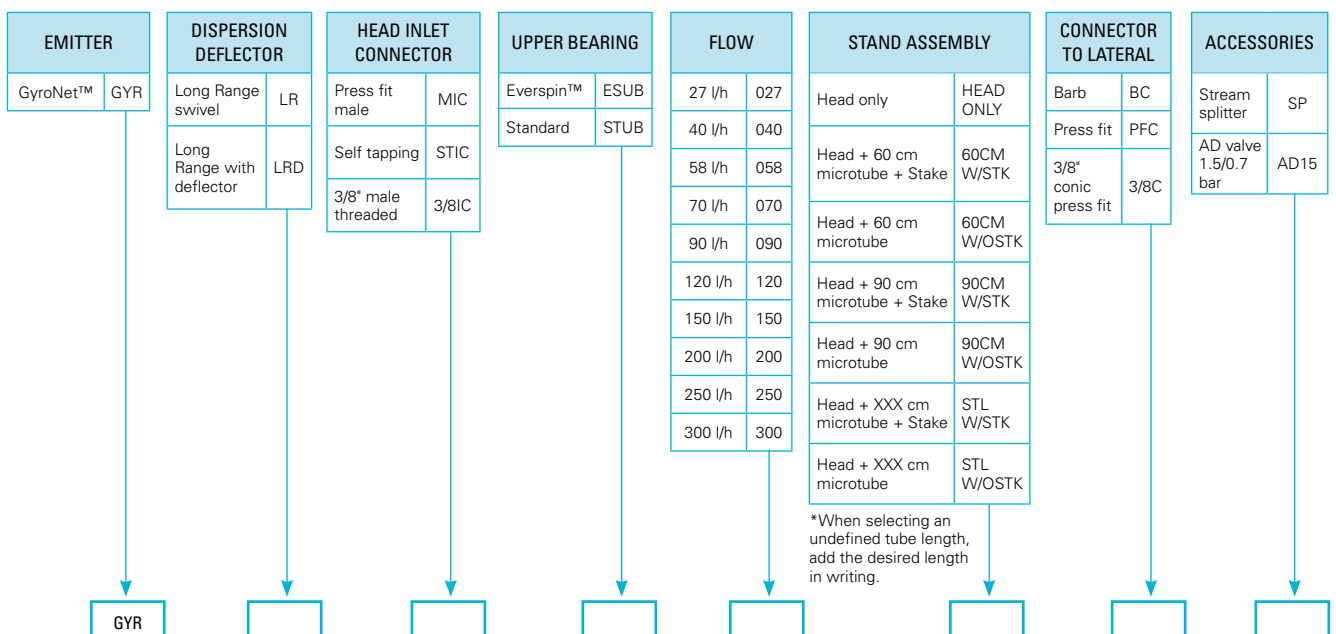
PACKAGING DATA

GYRONET™ LR & LRD	QUANTITY P/BOX UNITS	BOX SIZE (CM X CM X CM)	BOX WEIGHT (KG)	BOXES P/PALLET	TOTAL UNITS P/PALLET	PALLET WEIGHT (KG)
Head only	1000	28 x 28 x 57	12.5	32	32000	412
Complete stand (60 cm) w/stake	100	18 x 34 x 79	6.3	20	2000	137
Complete stand (60 cm) w/o stake	250	18 x 34 x 79	7.1	20	5000	153
Complete stand (90 cm) w/stake	150	28 x 27 x 113	7.6	18	2700	147
Complete stand (90 cm) w/o stake	200	28 x 27 x 113	8.1	18	3600	155

GYRONET™ LONG RANGE & LONG RANGE WITH DEFLECTOR

Flowchart to determine the desired product definition

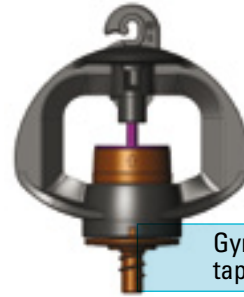
How to use: To determine the desired product definition select one of every set of options displayed on the chart.



GYRONET™ LR

head only with Standard upper bearing
Catalog number : **64000** - (any of below 6 digits)

MODEL	STIC	MIC	3/8IC
027	000800	020200	N/A
040	001000	020300	N/A
058	002260	021560	N/A
070	002300	021600	078400
090	003555	022855	
120	003600	022900	
150	012505	070000	
200	N/A	071500	079200
250	N/A	073000	
300	N/A	074500	



GyroNet™ LR STIC, self tapping inlet connector



GyroNet™ LR MIC, press fit, male inlet connector



GyroNet™ LR 3/8" male threaded inlet connector

GYRONET™ LR

head only with Everspin™ upper bearing
Catalog number : **64000** - (any of below 6 digits)

Model	STIC	MIC	3/8IC
027	000805		N/A
040	001010		N/A
058	002262		N/A
070	002305		078420
090	003557	022930	
120	003610	022945	078820
150	012507	070010	
200	N/A	071100	
250	N/A	071250	
300	N/A	071400	

GYRONET™ LR assembly stands

Catalog number : **64000** - (any of below 6 digits)

MODEL	027	040	058	070	090	120	150	200	250	300
GYR LR STIC STUB XXX 60CM W/STK BC	000880	001400		002700	003575	004000		N/A	N/A	N/A
GYR LR STIC STUB XXX 60CM W/STK PFC		001300	002290	002600				N/A	N/A	N/A
GYR LR MIC STUB XXX 60CM W/STK BC		020700		022000		023300				
GYR LR MIC STUB XXX 60CM W/STK PFC				021900						
GYR LR STIC STUB XXX 90CM W/STK BC			002296	003100				N/A	N/A	N/A
GYR LR STIC STUB XXX 90CM W/STK PFC		001700						N/A	N/A	N/A
GYR LR MIC STUB XXX 90CM W/STK BC		021100								
GYR LR MIC STUB XXX 90CM W/STK PFC		021000		022300	022854	023600				

Catalog number : **64000** - (any of below 6 digits)

MODEL	027	040	058	070	090	120	150	200	250	300
GYR LR STIC STUB XXX 60CM W/OSTK BC		001200		002500	003570			N/A	N/A	N/A
GYR LR STIC STUB XXX 60CM W/OSTK PFC	000850	001100	002280	002400	003578	003700	004853	N/A	N/A	N/A
GYR LR MIC STUB XXX 60CM W/OSTK BC										
GYR LR MIC STUB XXX 60CM W/OSTK PFC										
GYR LR STIC STUB XXX 90CM W/OSTK BC			002295	003110	003578	004200		N/A	N/A	N/A
GYR LR STIC STUB XXX 90CM W/OSTK PFC								N/A	N/A	N/A
GYR LR MIC STUB XXX 90CM W/OSTK BC				022200						
GYR LR MIC STUB XXX 90CM W/OSTK PFC				022100		023640				

Missing catalog numbers available upon request.

Background color defines the code color of the respective swivel. All assembly stands include 4*6.5 mm black SPE micro-tube.

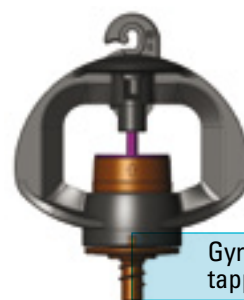
Other stand combinations can be ordered based on the attached flowchart which can help determine the desired product requirement.

GYRONET™ LRD

head only with Standard upper bearing

Catalog number : **64000** - (any of below 6 digits)

MODEL	STIC	MIC	3/8IC
027	004860	024175	N/A
040	004900	024200	N/A
058	006110	025410	N/A
070	006150	025450	079400
090	007355	026655	079600
120	007400	026700	079800
150	008605		080000
200	N/A		080200
250	N/A		079850
300	N/A		079860



GyroNet™ LRD STIC, self tapping inlet connector



GyroNet™ LRD MIC, press fit, male inlet connector



GyroNet™ LRD 3/8" male threaded inlet connector

GYRONET™ LRD

head only with Everspin™ upper bearing

Catalog number : **64000** - (any of below 6 digits)

Model	STIC	MIC	3/8IC
027	004865	024176	N/A
040	004910	024210	N/A
058	006112	025411	N/A
070	006155	025460	079420
090	007357	026656	079620
120	007410	026710	079820
150	012506		080020
200	N/A		080220
250	N/A		N/A
300	N/A		N/A

GYRONET™ LRD assembly stands

Catalog number : **64000** - (any of below 6 digits)

MODEL	027	040	058	070	090	120	150	200	250	300
GYR LRD STIC STUB XXX 60CM W/STK BC								N/A	N/A	N/A
GYR LRD STIC STUB XXX 60CM W/STK PFC								N/A	N/A	N/A
GYR LRD MIC STUB XXX 60CM W/STK BC	024180	024600	025415	025850	026657	027100				
GYR LRD MIC STUB XXX 60CM W/STK PFC										
GYR LRD STIC STUB XXX 90CM W/STK BC								N/A	N/A	N/A
GYR LRD STIC STUB XXX 90CM W/STK PFC								N/A	N/A	N/A
GYR LRD MIC STUB XXX 90CM W/STK BC				026160	026685					
GYR LRD MIC STUB XXX 90CM W/STK PFC		024900	025430	026150	026690	027400				


Catalog number : **64000** - (any of below 6 digits)

MODEL	027	040	058	070	090	120	150	200	250	300
GYR LRD STIC STUB XXX 60CM W/OSTK BC				006290				N/A	N/A	N/A
GYR LRD STIC STUB XXX 60CM W/OSTK PFC								N/A	N/A	N/A
GYR LRD MIC STUB XXX 60CM W/OSTK BC										
GYR LRD MIC STUB XXX 60CM W/OSTK PFC										
GYR LRD STIC STUB XXX 90CM W/OSTK BC								N/A	N/A	N/A
GYR LRD STIC STUB XXX 90CM W/OSTK PFC								N/A	N/A	N/A
GYR LRD MIC STUB XXX 90CM W/OSTK BC										
GYR LRD MIC STUB XXX 90CM W/OSTK PFC		024700		025950	026660	027200				

Missing catalog numbers available upon request.

Background color defines the code color of the respective swivel. All assembly stands include 4*6.5 mm black SPE micro-tube.

Other stand combinations can be ordered based on the attached flowchart which can help determine the desired product requirement.



GYRONET™ MR & MRD

MIDDLE RANGE & MIDDLE RANGE WITH DEFLECTOR

APPLICATIONS

Irrigation of tree plantations with mid-size root volumes.

BENEFITS AND FEATURES

Ensures higher crop uniformity

- Unique design of the sprinkler's rotor water channel.

Reduces maintenance and repair costs

- The GyroNet™ has an anti-ant mechanism preventing insect penetration into the area of the micro-sprinkler nozzle.

Higher reliability & longevity

- Long-term reliable service, simple, modular parts, clog resistant design.
- Specialty raw material makes it resistant to all agrochemicals & weather conditions.

Suitable for diverse applications

- Specifically designed for fruit trees, orchards, deciduous and other tree crops requiring efficient water distribution.
- Can be used for Frost Mitigation and/or cooling irrigation systems.

SPECIFICATIONS

- MR means a revolving rotor irrigating a middle area.
- MRD stream deflector concentrates all the water in the area surrounding the young tree during the initial growing period. When the tree grows, the stream deflector can be broken off, thus enabling extended irrigation diameter.
- Micro-sprinkler, 4 different flow rates: 27, 40, 58, 70 l/h. Flow rates within pressure range. Nominal flow rates at 1.7 bar pressure.
- Maximum recommended working pressure: 2.5 bar
- Recommended filtration: 200 micron / 80 mesh. Filtration method to be selected based on the type and concentration of the dirt particles contained in the water. Wherever sand exceeding 2 ppm exists in the water, a Hydrocyclone shall be installed before the main filter. Wherever sand/ silt/ clay solids exceed 100 ppm, pre-treatment shall be applied according to Netafim™ expert team's instructions.
- There are 3 types of inlet connectors:
 - Self-tapping
 - Press fit
 - 3/8" male threaded
- 2 types of upper bearing:
 - Standard - for normal water
 - Everspin™ - for harsh conditions
- The rotor is colored Brown for all different flows.
- GyroNet™ micro-sprinklers meet ISO 8026 standards (SI 1406) with production certified by the Israel Standards Institute (SII).

GYRONET™ MR & MRD TECHNICAL DATA

MODEL	NOZZLE CODE COLOR	NOZZLE SIZE (MM)	CONSTANT K	EXPONENT X	MAXIMUM WORKING PRESSURE (BAR)	WETTED DIAMETER (M)		SWIVEL (ROTOR) CODE COLOR
						MRD 25 CM ABOVE GROUND	MRD 25 CM ABOVE GROUND	
027	Brown	0.75	6.7	0.5	2.5	4.5	2.0	Brown
040	Blue	0.90	9.4	0.5	2.5	5.5	2.5	Brown
058	Gray	1.10	13.5	0.5	2.5	6.5	2.5	Brown
070	Black	1.20	17.4	0.5	2.5	6.5	2.5	Brown

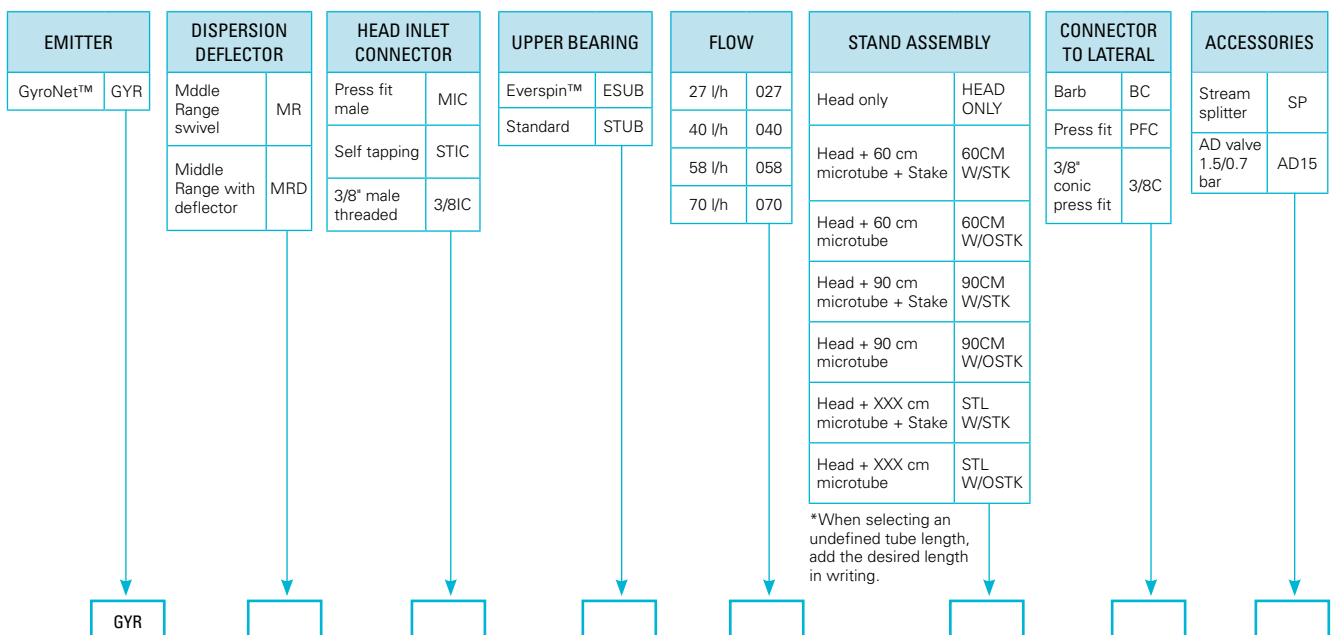
PACKAGING DATA

GYRONET™ MR & MRD	QUANTITY P/BOX UNITS	BOX SIZE (CM X CM X CM)	BOX WEIGHT (KG)	BOXES P/PALLET	TOTAL UNITS P/PALLET	PALLET WEIGHT (KG)
Head only	1000	28 x 28 x 57	12.5	32	32000	412
Complete stand (60 cm) w/stake	100	18 x 34 x 79	6.3	20	2000	137
Complete stand (60 cm) w/o stake	250	18 x 34 x 79	7.1	20	5000	153
Complete stand (90 cm) w/stake	150	28 x 27 x 113	7.6	18	2700	147
Complete stand (90 cm) w/o stake	200	28 x 27 x 113	8.1	18	3600	155

GYRONET™ MIDDLE RANGE & MIDDLE RANGE WITH DEFLECTOR

Flowchart to determine the desired product definition

How to use: To determine the desired product definition select one of every set of options displayed on the chart.





GYRONET™ SR & SRD

MEDIUM RANGE & MEDIUM RANGE WITH DEFLECTOR

APPLICATIONS

Irrigation of tree plantations, and orchards where ground is shaded by the foliage, leaving dry strips between the rows.

SPECIFICATIONS

- SR means a revolving rotor irrigating a medium sized area.
- SRD stream deflector concentrates all the water in the area surrounding the young tree during the initial growing period. When the tree grows, the stream deflector can be broken off, thus enabling extended irrigation diameter.
- Micro-sprinkler, 10 different flow rates: 27, 40, 58, 70, 90, 120, 150, 200, 250, 300 l/h. Nominal flow rates at 1.7 bar pressure.
- Maximum recommended working pressure: 2.5 bar.
- Recommended filtration: 200 micron / 80 mesh. Filtration method is to be selected based on the kind and concentration of the dirt particles existing in the water. Wherever sand exceeding 2 ppm exists in the water, a Hydrocyclone is to be installed before the main filter. When sand/ silt/ clay solids exceed 100 ppm, pre treatment will be applied according to Netafim™ expert team's instructions.
- 3 types of inlet connectors:
 - Self tapping
 - Press fit
 - 3/8" male threaded
- 4 types of upper bearing:
 - Standard - for normal water
 - Everspin™ - for harsh condition
 - With spring - for upside down application
 - Spring Everspin™ for upside down application under harsh condition
- The rotor is colored Blue.

FEATURES AND BENEFITS

- Anti-ant mechanism prevents insect penetration into the area of the micro-sprinklers nozzle.
- Micro-sprinkler made of plastic materials resistant to all agrochemicals & weather conditions.
- Specially designed for fruit trees, orchards, deciduous and other tree crops.
- Can be used in Frost mitigation and/or Cooling irrigation systems.
- Long-term reliable service, simple, modular parts.

GYRONET™ TECHNICAL DATA

MODEL	NOZZLE CODE COLOR	NOZZLE SIZE (MM)	CONSTANT K	EXPONENT X	MAXIMUM WORKING PRESSURE (BAR)	WETTED DIAMETER (M)		SWIVEL (ROTOR) CODE COLOR
						SR 20 CM ABOVE GROUND	SRD 20 CM ABOVE GROUND	
027	Brown	0.75	6.7	0.5	2.5	3.5	1.3	Blue
040	Blue	0.90	9.4	0.5	2.5	4.5	1.3	Blue
058	Gray	1.10	13.5	0.5	2.5	5.0	1.3	Blue
070	Black	1.20	17.4	0.5	2.5	5.5	1.3	Blue
090	Orange	1.40	22.4	0.5	2.5	6.0	1.3	Blue
120	Red	1.57	28.8	0.5	2.5	6.5	1.3	Blue
150	Sky Blue	1.77	37.5	0.5	2.5	7.0	2.5	Blue
200	Yellow	2.04	49.1	0.5	2.5	8.5	2.5	Blue
250	Purple	2.28	61.9	0.5	2.5	8.5	3.5	Blue
300	Green	2.48	73.2	0.5	2.5	8.5	3.5	Blue

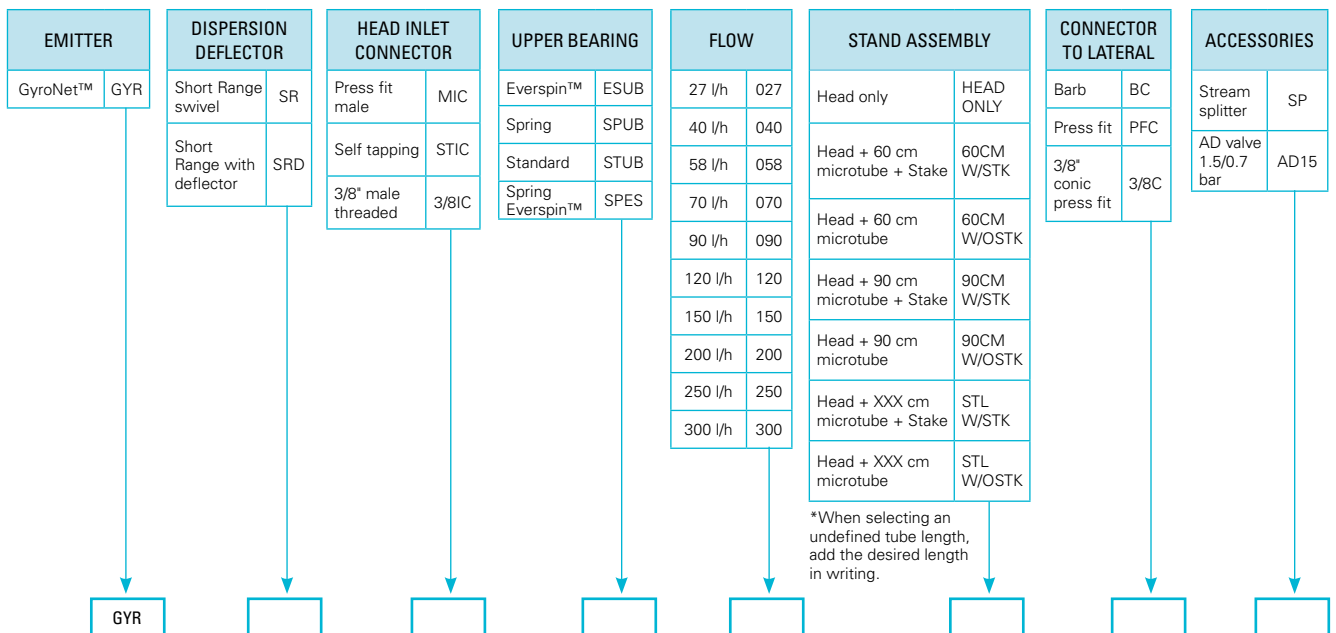
PACKAGING DATA

GYRONET™ SR & SRD	QUANTITY P/BOX UNITS	BOX SIZE (CM X CM X CM)	BOX WEIGHT (KG)	BOXES P/PALLET	TOTAL UNITS P/PALLET	PALLET WEIGHT (KG)
Head only	1000	28 x 28 x 57	12.5	32	32000	412
Complete stand (60 cm) w/stake	100	18 x 34 x 79	6.3	20	2000	137
Complete stand (60 cm) w/o stake	250	18 x 34 x 79	7.1	20	5000	153
Complete stand (90 cm) w/stake	150	28 x 27 x 113	7.6	18	2700	147
Complete stand (90 cm) w/o stake	200	28 x 27 x 113	8.1	18	3600	155

GYRONET™ SHORT RANGE & SHORT RANGE WITH DEFLECTOR

Flowchart to determine the desired product definition

How to use: To determine the desired product definition select one of every set of options displayed on the chart.



GYRONET™ SR

head only with Standard upper bearing
Catalog number : **64000** - (any of below 6 digits)

MODEL	STIC	MIC	3/8IC
027	008630	027925	N/A
040	008650	027950	N/A
058	009910	029210	N/A
070	009950	029250	076500
090	011205	030505	
120	011250	030550	
150			077005
200	N/A	071490	
250	N/A		
300	N/A	031110	



GyroNet™ SR STIC, self tapping inlet connector

GyroNet™ SR MIC, press fit, male inlet connector

GYRONET™ SR

head only with Everspin™ upper bearing
Catalog number : **64000** - (any of below 6 digits)

Model	STIC	MIC	3/8IC
027	008632	029214	N/A
040	008652		N/A
058	009912	029215	N/A
070	009952	029255	076520
090	011207	030507	076720
120	011270		
150		030515	
200	N/A		
250	N/A		
300	N/A		

GYRONET™ SR

head only with Spring upper bearing
Catalog number : **64000** - (any of below 6 digits)

MODEL	STIC	MIC	3/8IC
027		027930	N/A
040	008660	027960	N/A
058		029211	N/A
070		029260	
090		030506	
120	011260	030560	
150			
200	N/A		
250	N/A	038510	
300	N/A		

GYRONET™ SR assembly stands

Catalog number : **64000** - (any of below 6 digits)

MODEL	027	040	058	070	090	120	150	200	250	300
GYR SR STIC STUB XXX 60CM W/STK BC		009050		010350				N/A	N/A	N/A
GYR SR STIC STUB XXX 60CM W/STK PFC	008635			010250		011550		N/A	N/A	N/A
GYR SR MIC STUB XXX 60CM W/STK BC		028350		029650		030950				
GYR SR MIC STUB XXX 60CM W/STK PFC				029550						
GYR SR STIC STUB XXX 90CM W/STK BC						012050		N/A	N/A	N/A
GYR SR STIC STUB XXX 90CM W/STK PFC								N/A	N/A	N/A
GYR SR MIC STUB XXX 90CM W/STK BC		028750								
GYR SR MIC STUB XXX 90CM W/STK PFC				029950						

Catalog number : **64000** - (any of below 6 digits)

MODEL	027	040	058	070	090	120	150	200	250	300
GYR SR STIC STUB XXX 60CM W/OSTK BC		008850	009920					N/A	N/A	N/A
GYR SR STIC STUB XXX 60CM W/OSTK PFC								N/A	N/A	N/A
GYR SR MIC STUB XXX 60CM W/OSTK BC		028360								
GYR SR MIC STUB XXX 60CM W/OSTK PFC				029350						
GYR SR STIC STUB XXX 90CM W/OSTK BC								N/A	N/A	N/A
GYR SR STIC STUB XXX 90CM W/OSTK PFC								N/A	N/A	N/A
GYR SR MIC STUB XXX 90CM W/OSTK BC										
GYR SR MIC STUB XXX 90CM W/OSTK PFC										

Missing catalog numbers available upon request.

Background color defines the code color of the respective swivel. All assembly stands include 4*6.5 mm black SPE micro-tube.

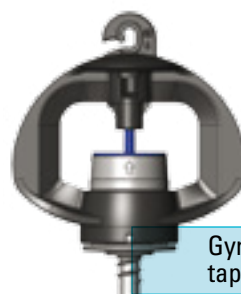
Other stand combinations can be ordered based on the attached flowchart which can help determine the desired product requirement.

GYRONET™ SRD

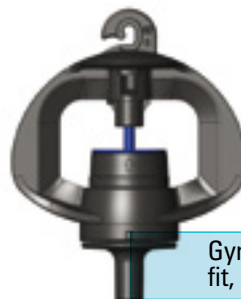
Head only with Standard upper bearing

Catalog number : **64000** - (any of below 6 digits)

MODEL	STIC	MIC	3/8IC
027	012530	031825	N/A
040	012550	031850	N/A
058	013810	033110	N/A
070	013850	033150	077405
090	015105	034405	077600
120	015150	034450	
150	016500	035700	
200	N/A	037500	078200
250	N/A	038500	078210
300	N/A	039500	078215



GyroNet™ SRD STIC, self tapping inlet connector



GyroNet™ SRD MIC, press fit, male inlet connector



GyroNet™ SRD 3/8" male threaded inlet connector

GYRONET™ SRD

head only with Everspin™ upper bearing

Catalog number : **64000** - (any of below 6 digits)

Model	STIC	MIC	3/8IC
027	012532	031826	N/A
040	012555	031860	N/A
058	013812	033111	N/A
070		033160	
090		034406	
120	015160	034460	077820
150			078020
200	N/A		078220
250	N/A		
300	N/A		

GYRONET™ SRD assembly stands

Catalog number : **64000** - (any of below 6 digits)

MODEL	027	040	058	070	090	120	150	200	250	300
GYR SRD STIC STUB XXX 60CM W/STK BC				014250						
GYR SRD STIC STUB XXX 60CM W/STK PFC				014150						
GYR SRD MIC STUB XXX 60CM W/STK BC	031840	032250	033140	033550	034420	034850		039510		
GYR SRD MIC STUB XXX 60CM W/STK PFC										
GYR SRD STIC STUB XXX 90CM W/STK BC			013845			015950				
GYR SRD STIC STUB XXX 90CM W/STK PFC										
GYR SRD MIC STUB XXX 90CM W/STK BC		032650		033950						
GYR SRD MIC STUB XXX 90CM W/STK PFC		032550		033850	034415	035150				

Catalog number : **64000** - (any of below 6 digits)

MODEL	027	040	058	070	090	120	150	200	250	300
GYR SR STIC STUB XXX 60CM W/OSTK BC										
GYR SR STIC STUB XXX 60CM W/OSTK PFC										
GYR SR MIC STUB XXX 60CM W/OSTK BC				033560				039520		
GYR SR MIC STUB XXX 60CM W/OSTK PFC										
GYR SR STIC STUB XXX 90CM W/OSTK BC	012540			014450						
GYR SR STIC STUB XXX 90CM W/OSTK PFC				014350						
GYR SR MIC STUB XXX 90CM W/OSTK BC										
GYR SR MIC STUB XXX 90CM W/OSTK PFC		032350				034950				

Missing catalog numbers available upon request.

Background color defines the code color of the respective swivel. All assembly stands include 4*6.5 mm black SPE micro-tube.

Other stand combinations can be ordered based on the attached flowchart which can help determine the desired product requirement.



GYRONET™ UD

UPSIDE DOWN

APPLICATIONS

For application where sprinklers are mounted inverted to keep the ground clear and prevent damage to the sprinklers by harvesters and machinery.

SPECIFICATIONS

- Special designed upside down rotor.
- Micro-sprinkler, 3 different flow rates: 40, 58, 70 l/h.
Nominal flow rates at 1.7 bar pressure.
- Maximum recommended working pressure: 2.5 bar.
- Recommended filtration: 200 micron / 80 mesh.
Filtration method is to be selected based on the kind and concentration of the dirt particles existing in the water. Wherever sand exceeding 2 ppm exists in the water, a Hydrocyclone is to be installed before the main filter. When sand/ silt/ clay solids exceed 100 ppm, pre treatment will be applied according to Netafim™ expert team's instructions.
- 2 types of inlet connectors:
Self tapping
Press fit
- Upper bearing:
A specially designed spring bearing keeps the anti-ant feature even when the sprinkler is mounted in an up side down position.
Spring upper bearing with Everspin™ feature to improve wear resistance under harsh condition.
- The rotor is colored Green.

FEATURES AND BENEFITS

- Anti-ant mechanism prevents insect penetration into the area of the micro-sprinklers nozzle.
- Micro-sprinkler made of plastic materials resistant to all agrochemicals & weather conditions.
- Specially designed for fruit trees, orchards, deciduous and other tree crops.
- Can be used in Frost mitigation and/or Cooling irrigation systems.
- Long-term reliable service, simple, modular parts.

GYRONET™ TECHNICAL DATA

MODEL	NOZZLE CODE COLOR	NOZZLE SIZE (MM)	CONSTANT K	EXPONENT X	MAXIMUM WORKING PRESSURE (BAR)	WETTED DIAMETER (M) UD 50 CM ABOVE GROUND	SWIVEL (ROTOR) CODE COLOR
040	Blue	0.90	9.4	0.5	2.5	5.5	Green
058	Gray	1.10	13.5	0.5	2.5	7.0	Green
070	Black	1.20	17.4	0.5	2.5	7.0	Green

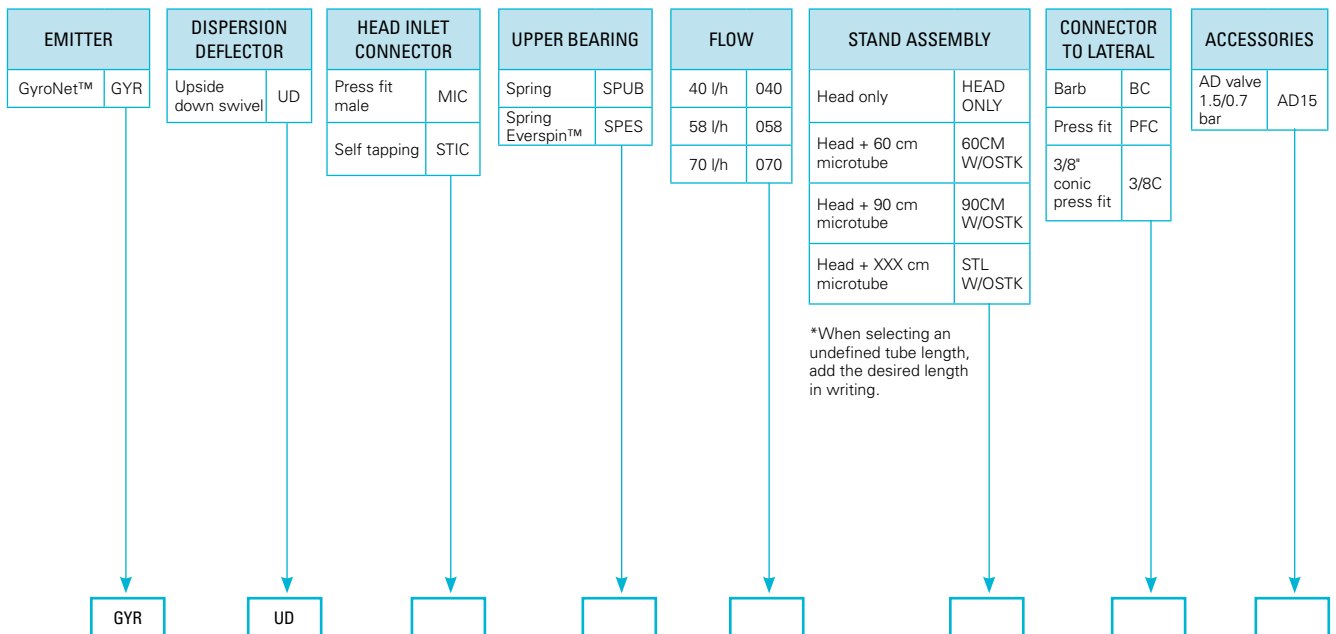
PACKAGING DATA

GYRONET™ UD	QUANTITY P/BOX UNITS	BOX SIZE (CM X CM X CM)	BOX WEIGHT (KG)	BOXES P/PALLET	TOTAL UNITS P/PALLET	PALLET WEIGHT (KG)
Head only	1000	28 x 28 x 57	12.5	32	32000	412
Complete stand, 30 cm tube length with stabilizer	150	28 x 28 x 57	10.1	32	4800	323
Complete stand, 60 cm tube length with stabilizer	150	18 x 34 x 79	10.5	20	3000	210
Complete stand, 90 cm tube length with stabilizer	150	28 x 27 x 113	11.4	16	2400	183

GYRONET™ UD

Flowchart to determine the desired product definition

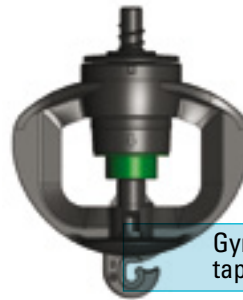
How to use: To determine the desired product definition select one of every set of options displayed on the chart.



GYRONET™ UD

head only with Standard upper bearing
 Catalog number : **64000** - (any of below 6 digits)

MODEL	STIC	MIC
040	098990	090990
058	099990	091990
070	100990	092990

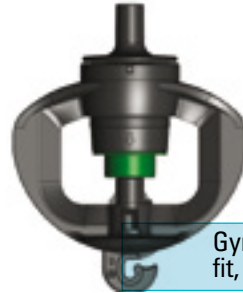


GyroNet™ UD STIC, self tapping inlet connector

GYRONET™ UD

head only with Spring upper bearing
 Catalog number : **64000** - (any of below 6 digits)

MODEL	STIC	MIC
040	099000	091000
058	100000	092000
070	101000	093000
090	102000	009400



GyroNet™ UD MIC, press fit, male inlet connector

GYRONET™ UD assembly stands

Catalog number : **64000** - (any of below 6 digits)

MODEL	040	058	070
GYR UD STIC STUB XXX 30CM W/STB PFC			
GYR UD STIC STUB XXX 60CM W/STB PFC	099200		
GYR UD MIC STUB XXX 30CM W/STB PFC	091200	092200	
GYR UD MIC STUB XXX 60CM W/STB PFC			

Missing catalog numbers available upon request.

Background color defines the code color of the respective swivel. All assembly stands include 4*6.5 mm black SPE micro-tube.

Other stand combinations can be ordered based on the attached flowchart which can help determine the desired product requirement.





GYRONET™ JET

APPLICATIONS

Designed for harsh water containing large amounts of sand thus causing excessive wear of standard rotating swivel.

SPECIFICATIONS

- A static emitter.
- Micro-emitter, 5 different flow rates: 40, 58, 70, 90, 120 l/h.
Nominal flow rates at 1.7 bar pressure.
- Maximum recommended working pressure: 2.5 bar.
- Recommended filtration: 200 micron / 80 mesh.
Filtration method is to be selected based on the kind and concentration of the dirt particles existing in the water. Wherever sand exceeding 2 ppm exists in the water, a Hydrocyclone is to be installed before the main filter. When sand/ silt/ clay solids exceed 100 ppm, pre treatment will be applied according to Netafim™ expert team's instructions.
- 2 types of inlet connectors:
Self tapping
Press fit
- Upper bearing:
Special type of upper bearing (square hole) holds the rotor from spinning
- 5 types of static deflectors:
360 degrees (12 jets)
300 degrees (10 Jets)
2x90 (butterfly) (8 jets)
180 degrees (6 jets)
90 degrees (4 jets)
- All deflectors are colored Orange.

FEATURES AND BENEFITS

- Anti-ant mechanism prevents insect penetration into the area of the micro-emitters nozzle.
- Static-emitter made of plastic materials resistant to all agrochemicals & weather conditions.
- Specially designed for fruit trees, orchards, deciduous and other tree crops.
- Long-term reliable service, simple, modular parts.

GYRONET™ TECHNICAL DATA

MODEL	NOZZLE CODE COLOR	NOZZLE SIZE (MM)	CONSTANT K	EXPONENT X	MAXIMUM WORKING PRESSURE (BAR)	WETTED RADIUS (M) 20 CM ABOVE GROUND					DEFLECTOR CODE COLOR
						360 DEGREES 12 JETS	300 DEGREES 10 JETS	BUTTERFLY 2*4 JETS	180 DEGREES 6 JETS	90 DEGREES 4 JETS	
040	Blue	0.90	9.4	0.5	2.5	2.3	2.9	2.6	3.1	2.4	Orange
058	Gray	1.10	13.5	0.5	2.5	2.6	3.0	2.9	3.4	3.4	Orange
070	Black	1.20	17.4	0.5	2.5	2.8	3.4	3.0	3.4	3.7	Orange
090	Orange	1.40	22.4	0.5	2.5	3.2	3.6	3.2	4.0	3.0	Orange
120	Red	1.57	28.8	0.5	2.5	3.7	4.1	3.7	4.0	3.8	Orange

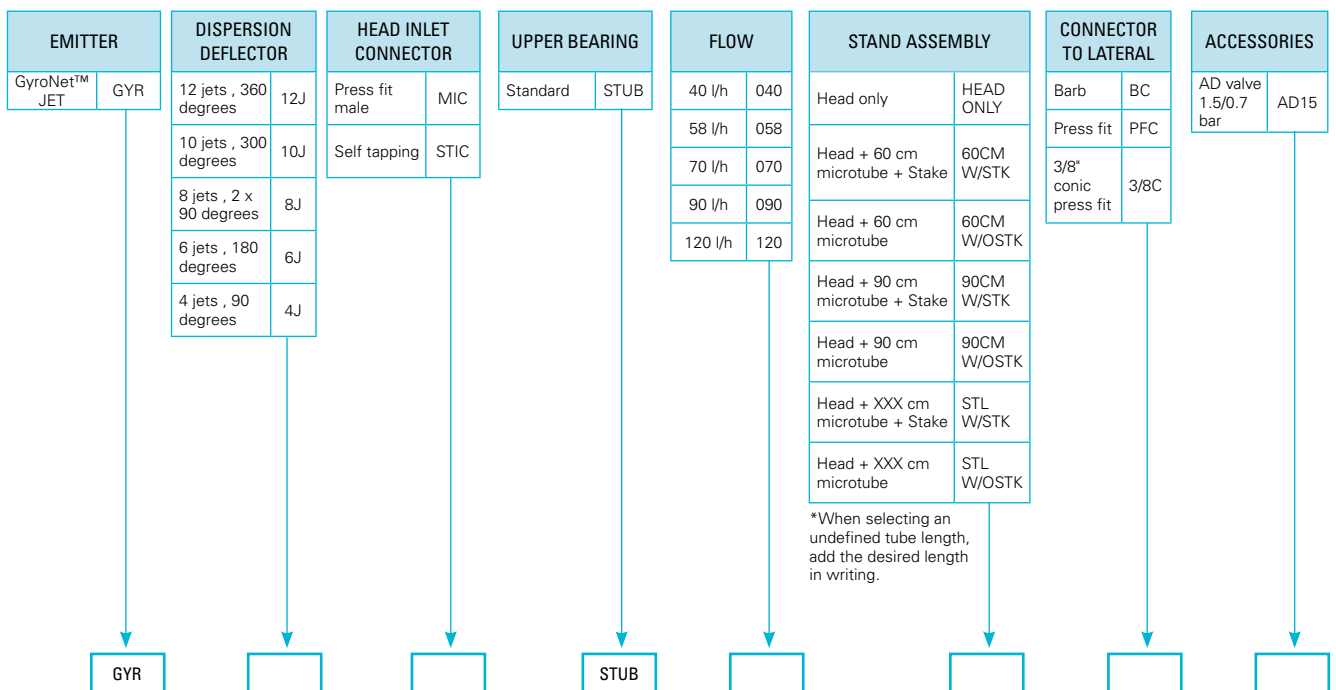
PACKAGING DATA

GYRONET™ JET	QUANTITY P/BOX UNITS	BOX SIZE (CM X CM X CM)	BOX WEIGHT (KG)	BOXES P/PALLET	TOTAL UNITS P/PALLET	PALLET WEIGHT (KG)
Head only	1000	28 x 28 x 57	12.5	32	32000	412
Complete stand (60 cm) w/stake	100	18 x 34 x 79	6.3	20	2000	137
Complete stand (60 cm) w/o stake	250	18 x 34 x 79	7.1	20	5000	153
Complete stand (90 cm) w/stake	150	28 x 27 x 113	7.6	18	2700	147
Complete stand (90 cm) w/o stake	200	28 x 27 x 113	8.1	18	3600	155

GYRONET™ JET

Flowchart to determine the desired product definition

How to use: To determine the desired product definition select one of every set of options displayed on the chart.

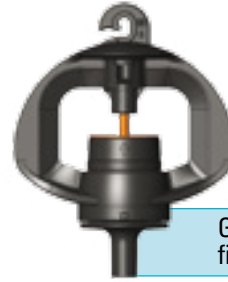


GYRONET™ JET

12 jets, head only

Catalog number : **64000** - (any of below 6 digits)

MODEL	STIC	MIC
040	001015	020310
058		021562
070	002310	021610
090	018000	022856
120		



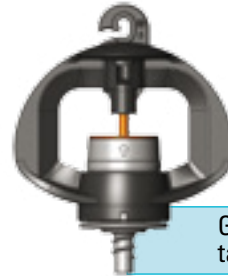
GyroNet™ Jet MIC, press fit, male inlet connector

GYRONET™ JET

10 jets, head only

Catalog number : **64000** - (any of below 6 digits)

MODEL	STIC	MIC
040	016670	
058	002266	021563
070		
090		
120		



GyroNet™ Jet STIC, self tapping inlet connector

GYRONET™ JET

8 jets, head only

Catalog number : **64000** - (any of below 6 digits)

MODEL	STIC	MIC
040	016700	020320
058		
070		
090	018005	
120		

GYRONET™ JET

6 jets, head only

Catalog number : **64000** - (any of below 6 digits)

MODEL	STIC	MIC
040		020325
058		021565
070		021625
090		022859
120		022920

GYRONET™ JET

4 jets, head only

Catalog number : **64000** - (any of below 6 digits)

MODEL	STIC	MIC
040		020330
058		
070		021630
090		021635
120		

GYRONET™ JET assembly stands

Catalog number : **64000** - (any of below 6 digits)

MODEL	040	058	070	090	120
GYR JET 12 JET MIC STUB XXX 60CM W/STK BC	020311				
GYR JET 10 JET MIC STUB XXX 60CM W/STK BC				022870	
GYR JET 8 JET (2*90) MIC STUB XXX 60CM W/STK BC					
GYR JET 6 JET MIC STUB XXX 60CM W/STK BC	020326				
GYR JET 4 JET MIC STUB XXX 60CM W/STK BC	020332				




Missing catalog numbers available upon request.




Background color defines the code color of the respective deflector. All assembly stands include 4*6.5 mm black SPE micro-tube.

Other stand combinations can be ordered based on the attached flowchart which can help determine the desired product requirement.




GYRONET™ COMPONENTS




STANDARD UPPER BEARING CIRCULAR HOLE - TO BE USED ON ALL GYRONET™ MICRO- SPRINKLERS 1 unit 63520-005450 100 units/bag 63520 -005470		STANDARD UPPER BEARING SQUARE HOLE - TO BE USED ON ALL GYRONET™ MICRO-JETS (GRAY) 1 unit 63520-005400 100 units/bag 63520-005420		EVERSPIN™ UPPER BEARING CIRCULAR HOLE - TO BE USED ON ALL GYRONET™ MICRO- SPRINKLERS IN HARSH WATER CONDITIONS 1 unit 63520-011400 100 units/bag 63520-011425		SPRING UPPER BEARING CIRCULAR HOLE - TO BE USED ON UD GYRONET™ MICRO- SPRINKLERS 1 unit 63520-011500 100 units/bag 63520-011530	
--	---	---	---	--	---	--	---

FRAME 1 unit 63520-005500 10 units/bag 63520-005525 100 units/bag 63520-005510		STREAM SPLITTER 1 unit 63520-005800 10 units/bag 100 units/bag 63520-005830		SPRING EVERSPIN™ UPPER BEARING - TO BE USED ON UD GYRONET™ MICRO- SPRINKLERS IN HARSH WATER CONDITIONS 1 unit 63520-011300 100 units/bag	
---	---	---	--	--	---

LR SWIVEL (PURPLE) TO BE USED WITH 27, 40 L/H 1 unit 63520-005100 10 units/bag 63520-005102 100 units/bag 63520-005115		LR SWIVEL (BLACK) TO BE USED WITH 58, 70, 90, 120 L/H 1 unit 63520-005000 10 units/bag 63520-005005 100 units/bag 63520-005010		SR SWIVEL (BLUE) TO BE USED WITH ALL FLOWS 1 unit 63520-005200 10 units/bag 63520-005205 100 units/bag 63520-005220	
---	---	---	--	--	---

LRD SWIVEL (PURPLE) TO BE USED WITH 27, 40 L/H 1 unit 63520-005160 10 units/bag 63520-005165 100 units/bag 63520-005170		LRD SWIVEL (BLACK) TO BE USED WITH 58, 70, 90, 120 L/H 1 unit 63520-005150 10 units/bag 100 units/bag 63520-005155		SRD SWIVEL (BLUE) TO BE USED WITH ALL FLOWS 1 unit 63520-005300 10 units/bag 100 units/bag 63520-005310	
--	---	--	--	---	---

UD SWIVEL (GREEN) W/SLEEVE TO BE USED WITH 40, 58, 70 L/H 1 unit 63520-005180 10 units/bag 63520-005185 100 units/bag 63520-005188		LR SWIVEL (GRAY) TO BE USED WITH 150, 200, 250, 300 L/H 1 unit 63520-005120 10 units/bag 63520-005122 100 units/bag 63520-005125		STATIC DEFLECTORS TO BE USED WITH 40, 58, 70, 90, 120 L/H 1 unit 100 units/bag	
---	---	---	--	---	---

GYRONET™ BODY NOZZLES	MALE (PRESS-FIT) INLET CONNECTOR	SELF-TAPPING INLET CONNECTOR	3/8" THREADED MALE INLET CONNECTOR		
				12 jets (360 degrees)	100 units/bag
27 l/h, Brown	64020-000800	64020-000900	N/A	63520-005350	63520-005355
40 l/h, Blue	64020-001000	64020-001100	N/A	63520-005360	63520-005365
58 l/h, Gray	64020-001130	64020-001150	N/A	63520-005370	63520-005375
70 l/h, Black	64020-001300	64020-001200	64020-001190	63520-005380	63520-005385
90 l/h, Orange	64020-001310	64020-001210	64020-001320	63520-005390	63520-005397
120 l/h, Red	64020-001500	64020-001400	64020-001560		
150 l/h, Sky Blue	64020-001700	64020-001600	64020-001730		
200 l/h, Yellow	64020-001750	N/A	64020-001775		
250 l/h, Purple	64020-001850	N/A	64020-001776		
300 l/h, Green	64020-001950	N/A	64020-001777		



VIBRONET™ SD

APPLICATIONS

Orchards, deciduous and tree crops irrigation.

SPECIFICATIONS

- Bridgeless micro emitter with vibrating action.
- Micro-emitter, 3 different flow rates: 30, 50, 70 l/h.
- Nominal flow rates at 1.5 bar pressure.
- Recommended working pressure: 1.0 - 2.0 bar.
- Recommended filtration: 130 micron / 120 mesh.

Filtration method is to be selected based on the kind and concentration of the dirt particles existing in the water. Wherever sand exceeding 2 ppm exists in the water, a Hydrocyclone is to be installed before the main filter.

When sand/ silt/ clay solids exceed 100 ppm, pre treatment will be applied according to Netafim™ expert team's instructions.

- Inlet connector: press fit.

FEATURES AND BENEFITS

- Excellent uniformity distribution as a single emitter.
- Operation of this emitter is based on vibration. Water passage through the nozzle causes needle vibration which in turn breaks up the water jet into uniform droplets that are evenly spread.
- Large drops suitable for open field conditions. No mist / wind-borne small drops.
- Relatively small wetting diameter, suits especially densely planted fruit tree crops.
- Constantly self-cleaning, the vibrating system does not allow for build up of mineral deposits in the nozzle.
- Micro-emitter made of plastic materials resistant to all agrochemicals & weather conditions.

VIBRONET™ SD TECHNICAL DATA

MODEL	FLOW RATE (L/H)*	NOZZLE CODE COLOR	PIN CODE COLOR	NOZZLE WATER PASSAGES AREA (MM²)	NOZZLE SMALLER WATER PASSAGES (MM)	CONSTANT K	EXPONENT X	WETTED DIAMETER (M) 20 CM ABOVE GROUND*
30	28.6	Green + Sky Blue	Light Gray	0.7	0.34	6.6	0.54	1.5
50	50.5	Green + Light Gray	Orange	1.9	0.68	11.7	0.54	1.7
70	72.9	Black + Black	Orange	3.0	0.99	16.9	0.54	2.0

* at 1.5 bar working pressure

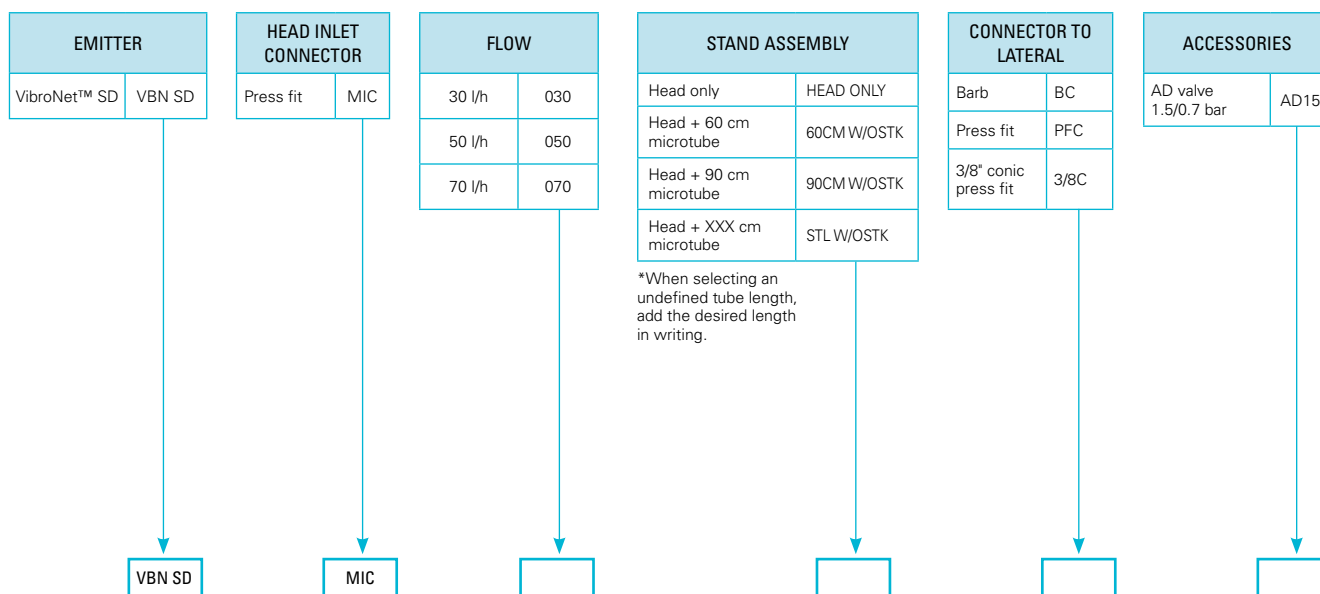
PACKAGING DATA

VIBRONET™ SD	QUANTITY P/BOX UNITS	BOX SIZE (CM X CM X CM)	BOX WEIGHT (KG)	BOXES P/PALLET	TOTAL UNITS P/PALLET	PALLET WEIGHT (KG)
Head only	3200	28 x 28 x 57	19.2	32	102400	614

VIBRONET™ SD

Flowchart to determine the desired product definition

How to use: To determine the desired product definition select one of every set of options displayed on the chart.



VIBRONET™ SD

Head only (with male inlet connector)

Catalog number: **64300** - (any of below 6 digits)

MODEL	
030	010000
050	011000
070	012000

VibroNet™ SD assembly stand (sample)













VBN SD 70L/H 60CM W/STAKE CLIP BC 64300-012100

VBN SD 50L/H 60CM W/STAKE CLIP BC 64300-011500



VibroNet™ SD

CONNECTORS AND STAND ACCESSORIES

<p>SUPERNET™ STAKE</p>		<p>ADAPTER TO METAL/ FIBERGLASS RODS</p>		<p>CLIP STAKE</p>		
<p>Colored Blue 63520-005900</p>		<p>6.0 mm rod (Blue) 63520-005950</p>				<p>8.0 mm rod (Black) 63520-005970</p>
<p>Colored Brown 63520-010350</p>		<p>CLAMP FOR WOOD POLES</p>				
<p>Colored Black 63520-010450</p>	<p>CLAMP FOR METAL STAKES</p>		<p>Colored Blue 63000-009870</p>	<p>Colored Black 63000-009860</p>		
<p>UNIVERSAL STAKE</p>		<p>64420-003010</p>		<p>METAL ROD</p>		
<p>Colored Blue 63000-009800</p>		<p>UNIVERSAL ADAPTER TO METAL/FIBERGLASS ROD</p>	<p>To 4.5 mm dia. rod, 4*6.5 mm micro-tube, colored black 64020-002150</p>			<p>6.0 mm dia., 60 cm length 65080-001000</p>
<p>Colored Black 63000-009750</p>		<p>To 6.0 mm dia. rod, 4*6.5 mm micro-tube, colored blue 64020-002000</p>	<p>6.0 mm dia., 100 cm length 65080-001100</p>			
<p>Colored Brown 63000-009850</p>	<p>To 8.0 mm dia. rod, 4*6.5 mm micro-tube, colored black 64020-002100</p>	<p>6.0 mm dia., 120 cm length 65080-001200</p>				
<p>PIN STAKE 50CM + ADAP.FIT 4*6.5</p>		<p>To 6.0 mm dia. rod, 6*8 mm micro-tube, colored blue 64020-003100</p>	<p>8.0 mm dia., 60 cm length 65080-001500</p>			
<p>63000-019120</p>		<p>To 6.0 mm dia. rod, 9*11/9*12 mm micro-tube, colored blue 64020-003150</p>	<p>8.0 mm dia., 100 cm length 65080-001600</p>			
<p>To 8.0 mm dia. rod, 9*11/9*12 mm micro-tube, colored black 64020-003170</p>		<p>8.0 mm dia., 120 cm length 65080-001700</p>				
<p>COMPLETE STAND W/O STAKE FEMALE PRESS FIT CONN. + 0.6 METER 6*8 TUBE + BARB/MALE CONN., THESE 3 PRODUCTS ARE SUPPLIED ASSEMBLED, AND AS SEPARATED PRODUCTS IN THE SAME BOX: FLAT FEMALE/BARB CONN. + STAKE ADAPTER THAT FIT A 6 MM ROD</p>						
<p>64020-005600</p>						
<p>COMPLETE STAND W/O STAKE FEMALE PRESS FIT CONN. + 1.2 METER 8*6 TUBE + BARB/MALE F&S CONN., THESE 3 PRODUCTS ARE SUPPLIED ASSEMBLED, AND AS SEPARATED PRODUCTS IN THE SAME BOX: FLAT FEMALE/BARB S&F CONN. + STAKE ADAPTER THAT FIT A 6 MM ROD</p>						
<p>64520-001990</p>						

<p>BARB/MALE PRESS-FIT CONNECTOR (BLACK)</p>		<p>BARBED, PRESSURE MEASURING POINT</p>		<p>BARB/FLAT FEMALE PRESS-FIT CONNECTOR</p>	
<p>63000-002000</p>		<p>63000-002800</p>		<p>63000-002450</p>	
<p>BARB/BARB CONNECTOR (BLACK)</p>		<p>1/4" UNF MALE THREADED, PRESSURE MEASURING POINT ON A PVC PIPE, DRILL: 5.2 MM SCREW-TAP: 1/4-28 UNF</p>		<p>PLUG (BLUE)</p>	
<p>63520-006000</p>		<p>63000-002700</p>		<p>63000-002400</p>	
<p>BARB/SELF TAPPING CONNECTOR (BLACK)</p>		<p>1/8" BSP MALE THREADED, PRESSURE MEASURING POINT ON A PVC PIPE, DRILL: 8.5 MM SCREW-TAP: 1/8-28 BSP</p>		<p>MALE THREADED / FEMALE PRESS-FIT</p>	
<p>63520-006100</p>		<p>63000-002750</p>		<p>3/8" Threaded male/ female conn. 63000-001150</p> <p>1/2" Threaded male/ female conn. 63000-001180</p>	
<p>SELF TAPPING/SELF TAPPING CONNECTOR (BLACK)</p>		<p>"U" SHAPE FOR UPRIGHT HANGING</p>		<p>SUPERNET™ AND GYRONET™ NOZZLE CLEANING TOOL</p>	
<p>63520-006150</p>		<p>63520-005990</p>		<p>63520-011000</p>	
<p>BARB/FEMALE PRESS-FIT CONNECTOR (BLACK)</p>		<p>ADAPTER BARB-3/8" FEMALE THREADED</p>			
<p>63000-001900</p>		<p>Barb (for 9*11/9*12 mm tube) / 3/8" female threaded 63000-001835</p>			
<p>ADAPTER FEMALE THREADED/FEMALE PRESS-FIT</p>		<p>ADAPTER BARB/FEMALE PRESS-FIT</p>			
<p>1/2" female threaded / female press-fit conn 63000-001200</p> <p>3/4" female threaded / female press-fit conn 63000-001300</p>		<p>Adapter barb (for 6*8 mm tube) / female press-fit connector 64020-002750</p> <p>Adapter barb (for 9*12 mm tube) / female press-fit connector 64020-002760</p>			



PC SPRAY STAKES

PRESSURE COMPENSATED SPRAY STAKE

APPLICATIONS

For all mini-spray nurseries and greenhouses applications.

SPECIFICATIONS

- High flow rates to supply correct irrigation in large pots/growing bags.
- PC spray stake is ideal for any application in which a soil wetting mini spray pattern is desired.
- PC spray stake is manufactured with UV resistant resin to provide years of trouble-free service in both indoor and outdoor applications.
- Optional CNL (anti drain system).
- 2 spray patterns adaptable to suit every substrate surface or container.
- Recommended filtration: 130 micron / 120 mesh.
Filtration method is to be selected based on the kind and concentration of the dirt particles existing in the water. Wherever sand exceeding 2 ppm exists in the water, a Hydrocyclone is to be installed before the main filter. When sand/ silt/ clay solids exceed 100 ppm, pre treatment will be applied according to Netafim™ expert team's instructions.

FEATURES AND BENEFITS

- Pressure compensated flow ensuring constant flow rate at varying inlet pressures.
- Optional CNL:
When pressure in the pipes drops (after valves shut off at the end of an irrigation cycle) and the desired pressure is achieved, the CNL mechanism closes the water passage. The pipes remain full of water and ready for the next cycle.
- Ensures uniform water and nutrient distribution during irrigation.
- Allows the installation of spray stake systems in areas with steeper slopes.
- Uniform wetting pattern over the entire surface.
- Horizontal connection.
- Water flow blockage mechanism to function when a pot is sold and/ or shifted from position to prevent water and fertilizer loss.
- Pre-assembled components for easy of use.
- Excellent performance.

PC SPRAY STAKE COMPONENTS

NOMINAL FLOW RATE (L/H)*	SPRAY STAKE COLOR CODE	SPREAD DESCRIPTION	AVERAGE WETTED RADIUS (M)**	FLOW REGULATOR CODE COLOR
12	Fuchsia	One side	0.22-0.25	Fuchsia + Black
20	Gray	One side	0.22-0.25	Orange + Black
20	Light Gray	Two sides	0.22-0.25	Orange + Black
25	Gray	One side	0.22-0.25	Orange + Light Gray
25	Light Gray	Two sides	0.22-0.25	Orange + Light Gray
30	Brown	One side	0.22-0.25	Orange + Brown
30	Light Brown	Two sides	0.22-0.25	Orange + Brown
35	Blue	One side	0.22-0.25	Orange + Light Blue
35	Light Blue	Two sides	0.22-0.25	Orange + Light Blue
40	Blue	One side	0.22-0.25	Orange + Blue
40	Light Blue	Two sides	0.22-0.25	Orange + Blue

* Within pressure range 1.5-4.0 bar (1.8-4.0 bar in the 40 l/h model)

**To each side, wetted radius will change at different height above ground of the spray head

PACKAGING DATA

QUANTITY P/BOX UNITS	BOX SIZE (CM X CM X CM)	BOX WEIGHT (KG)	BOXES P/PALLET
500	27 x 28 x 113	9.5	16

PC SPRAY STAKES ASSEMBLY , PCJ HF YY l/h , 3*5 mm micro-tube 100 cm length, elbow adapter
Catalog number : **40200** - (any of below 6 digits)

PCJ MODEL	PC SPRAY STAKE	WATER DISTRIBUTION	1 UNIT
12 l/h	Fuchsia	One side	035100
20 l/h	Gray	One side	035200
20 l/h	Light Gray	Two sides	035300
25 l/h	Gray	One side	035400
25 l/h	Light Gray	Two sides	035500
30 l/h	Brown	One side	037200
30 l/h	Light Brown	Two sides	037300
35 l/h	Blue	One side	037600
35 l/h	Light Blue	Two sides	037700
40 l/h	Blue	One side	037800
40 l/h	Light Blue	Two sides	037900

*Can be ordered with different micro-tube lengths

PC-CNL SPRAY STAKES ASSEMBLY , PCJ-CNL HF YY l/h , 3*5 mm micro-tube 100 cm length, elbow adapter
Catalog number : **40200** - (any of below 6 digits)

PCJ MODEL	PC SPRAY STAKE	WATER DISTRIBUTION	1 UNIT
12 l/h	Fuchsia	One side	036000
20 l/h	Gray	One side	036100
20 l/h	Light Gray	Two sides	036200
25 l/h	Gray	One side	036300
25 l/h	Light Gray	Two sides	036400
30 l/h	Brown	One side	038500
30 l/h	Light Brown	Two sides	038600
35 l/h	Blue	One side	038700
35 l/h	Light Blue	Two sides	038800
40 l/h	Blue	One side	038900
40 l/h	Light Blue	Two sides	039000

*Can be ordered with different micro-tube lengths



SPRAY STAKE

APPLICATIONS

Greenhouses, nurseries, garden pot irrigation.

SPECIFICATIONS

- Maximal working pressure: 2.0 bar.
- Recommended filtration : 130 micron / 120 mesh.
Filtration method is to be selected based on the kind and concentration of the dirt particles existing in the water. Wherever sand exceeding 2 ppm exists in the water, a Hydrocyclone is to be installed before the main filter. When sand/ silt/ clay solids exceed 100 ppm, pre treatment will be applied according to Netafim™ expert team's instructions.
- Made of durable plastic with high levels of UV inhibitors.
- Available in three colors for easy identification of flow rates:
 - 12 l/h – Yellow
 - 17 l/h – Green
 - 22 l/h – Black
- Container size recommendations:
 - 12 to 20 liters - Yellow Spray Stake
 - 20 to 40 liters - Green Spray Stake
 - 40 to 120 liters - Black Spray Stake
- To be "inserted" into a 3*5 mm micro-tube.

FEATURES AND BENEFITS

- Allow distribution of water over relatively large pot plant areas.
- Netafim™ Spray Stakes now have a spray direction indicator for faster, accurate installations. The directional indicator provides a hand-feel as well as visual cue to the spray direction so installers don't need to stop and study each stake to ensure proper spray direction.
- Netafim™ Spray Stakes feature close-off capabilities that are simple and quick , remove the tubing from the top of the Spray Stake and attach the tubing to the close-off nipple located on the side of the stake.. This eliminates dirt getting jammed into the tubing and provides a highly visible cue that the stake is closed, not open.
- Allows maximum flexibility in greenhouse and nurseries (with soft PE micro-tubes).
- Allows installation with Netafim™ On line PC drippers, to add compensated and anti-drain functionality.

SPRAY STAKE TECHNICAL DATA

MAXIMUM WORKING PRESSURE (BAR)	NOMINAL FLOW RATE (L/H)*	WATER PASSAGES DIMENSIONS**			CONSTANT K	EXPONENT X
		WIDTH (MM)	DEPTH (MM)	LENGTH (MM)		
2.0	12.0	1.04	0.73	10.50	3.795	0.50
	17.0	1.34	1.05	10.50	5.376	0.50
	22.0	1.57	1.30	10.50	6.957	0.50

* At 1.0 bar pressure

**The Spray Stake water passages has a triangular shape

PACKAGING DATA

STAKE MODEL	NOMINAL FLOW (L/H)	QUANTITY UNITS	DIMENSIONS (CM X CM X CM)	BOX WEIGHT (KG)
Yellow	12	2000	28 x 28 x 57	5.5
Green	17	2000	28 x 28 x 57	5.5
Black	22	2000	28 x 28 x 57	5.5

SPRAY STAKES

Catalog number : **22500** - (any of below 6 digits)

MODEL	1 UNIT
12	001000
17	001100
22	001200



SPRAY STAKES ACCESSORIES

Butterfly stopper	1 unit	22500-001300
	100/bag	22500-001330
Extension unit	1 unit	22500-001400
	50/bag	22500-001420



SPINNET™

BRIDGELESS MICRO-SPRINKLER

APPLICATIONS

Greenhouses, Nurseries, Net-houses.

SPECIFICATIONS

- Bridgeless design.
- Micro-sprinkler, 6 different flow rates: 50, 70, 90, 120, 160, 200 l/h.
Nominal flow rates at 2.3 bar pressure.
- Recommended working pressure: 2.0 up to 3.0 bar.
- Recommended filtration : 130 micron / 120 mesh.
Filtration method is to be selected based on the kind and concentration of the dirt particles existing in the water. Wherever sand exceeding 2 ppm exists in the water, a Hydrocyclone is to be installed before the main filter. When sand/ silt/ clay solids exceed 100 ppm, pre treatment will be applied according to Netafim™ expert team's instructions.
- Inlet connector: Press fit.
- 3 different rotors:
 - LR - High trajectory, colored Green
 - FLT - Flat distributor, colored Gray
 - SR - Low trajectory , colored Blue
- SpinNet™ micro-sprinklers meet ISO 8026 standards (SI 1406) with production certified by the Israel Standards Institute (SII).

FEATURES AND BENEFITS

- SpinNet™ micro-sprinklers are constructed without a "bridge" to retain the spinner, producing a drip-less operation. This means that plants located below the sprinklers are not damaged from water dripping off the sprinkler. SpinNet™ hangs below the supply pipe preventing wetting of the pipe and dripping onto the plants below.
- Interchangeable components. SpinNet™ micro-sprinklers can be disassembled by hand should they need cleaning - no tools are required.
- Acid resistant (AA) raw materials, thus allowing the application chemicals to pass through the system. The system can be cleaned by application of suitable acid treatments.
- Excellent uniformity distribution on a full coverage irrigation system.
- Strongly recommended to connect the SpinNet™ to the distribution pipe with a SSPE (super soft PE) micro-tube, a specifically designed stabilizer and AD valve (anti-drain) that will prevent distribution pipe drainage.

SPINNET™ TECHNICAL DATA

MODEL	NOZZLE CODE COLOR	NOZZLE SIZE (MM)	RECOMMENDED WORKING PRESSURE (BAR)	CONSTANT K	EXPONENT X	WETTED DIAMETER (M)**	SWIVEL (ROTOR) CODE COLOR LR	WETTED DIAMETER (M)**	SWIVEL (ROTOR) CODE COLOR FTL	WETTED DIAMETER (M)**	SWIVEL (ROTOR) CODE COLOR SR
050	Green	0.90	2.0 to 3.0	10.5	0.5	N/A	N/A	N/A	N/A	6.0	Blue
070	Black	1.07	2.0 to 3.0	14.0	0.5	8.0	Green	7.5	Gray	6.5	Blue
090	Orange	1.22	2.0 to 3.0	18.9	0.5	8.5	Green	8.5	Gray	6.5	Blue
120	Red	1.44	2.0 to 3.0	25.0	0.5	8.5	Green	8.5	Gray	6.5	Blue
160	Brown	1.76	2.0 to 3.0	33.6	0.5	9.0	Green	9.0	Gray	6.5	Blue
200	Yellow	1.86	2.0 to 3.0	41.4	0.5	9.5	Green	9.0	Gray	7.0	Blue

**The wetted diameter was measured at 1.5 meters height and at 2.5 bar working pressure

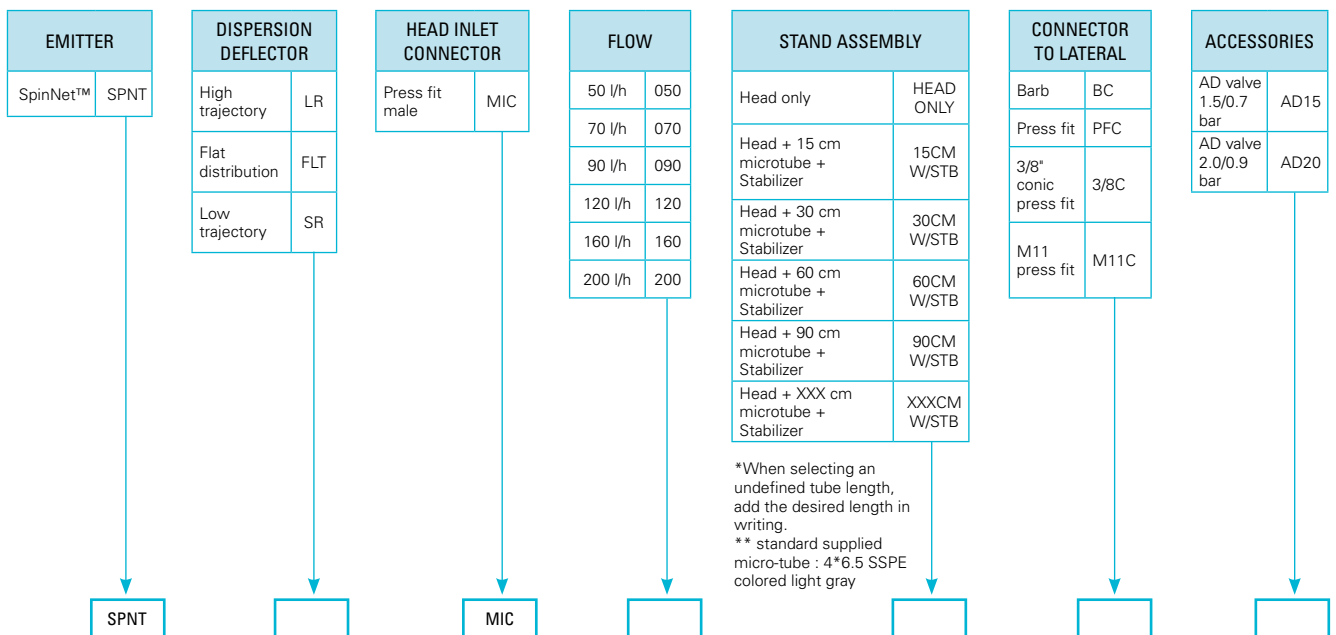
PACKAGING DATA

SPINNET™	QUANTITY P/BOX UNITS	BOX SIZE (CM X CM X CM)	BOX WEIGHT (KG)	BOXES P/PALLET	TOTAL UNITS P/PALLET	PALLET WEIGHT (KG)
Head only	1500	28 x 28 x 57	11.5	32	48000	380
Complete stand, 15 cm tube w/stabilizer and AD valve	200	28 x 28 x 57	13.1	32	6400	419
Complete stand, 30 cm tube w/stabilizer and AD valve	200	28 x 28 x 57	14.8	32	6400	486
Complete stand, 60 cm tube w/stabilizer and AD valve	150	18 x 34 x 79	12.4	20	2000	249
Complete stand, 90 cm tube w/stabilizer and AD valve	200	28 x 27 x 113	15.8	16	3200	253

SPINNET™

Flowchart to determine the desired product definition

How to use: To determine the desired product definition select one of every set of options displayed on the chart.

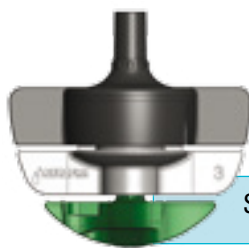


SPINNET™

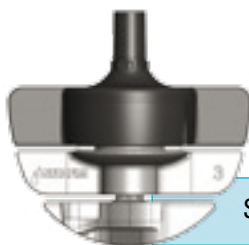
Head only

Catalog number: **64200** - (any of below 6 digits)

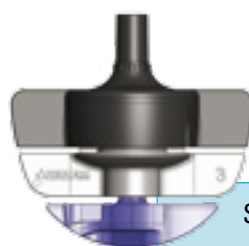
MODEL	LR		FLT		SR	
	1 Unit	100 Units/bag	1 Unit	100 Units/bag	1 Unit	100 Units/bag
050	N/A	N/A	N/A	N/A	023000	023010
070	010000	010020	005000	005002	024000	024020
090	013000	013020	006000	006010	025000	025020
120	017500	017520	007000	007010	026000	026020
160	020000	020020	007500	007510	027000	027020
200	021300	021320	008000	008005	028000	028020



SpinNet™ LR, green swivel



SpinNet™ FLT, gray swivel



SpinNet™ SR, Blue swivel

SPINNET™

Head + AD valve 20

Catalog number : **64200** - (any of below 6 digits)

MODEL	LR	FLT	SR
050	N/A	N/A	
070	010070	005075	
090			
120			
160			
200			

SPINNET™ ASSEMBLY STANDS

SpinNet™, UD stand, LR swivel, Flow YYY, micro-tube length XXX, stabilizer, barb connector to lateral pipe, AD valve 20, Catalog number : **64200** - (any of below 6 digits)

MODEL	15 CM	30 CM	60 CM	90 CM
070		010400	010180	
090		013600		
120		018200		
160		020800		
200		022000		022500

SpinNet™, UD stand, LR swivel, Flow YYY, micro-tube length XXX, stabilizer, press-fit connector to lateral pipe, AD valve 20, Catalog number : **64200** - (any of below 6 digits)

MODEL	15 CM	30 CM	60 CM	90 CM
070	010200	010410	010170	
090	013300	013320		
120	017800	018250		
160	020105	020910		
200	021600	022100		

SpinNet™, UD stand, FLT swivel, Flow YYY, micro-tube length XXX, stabilizer, barb connector to lateral pipe, AD valve 20, Catalog number : **64200** - (any of below 6 digits)

MODEL	15 CM	30 CM	60 CM	90 CM
070	005009	005100	005120	005400
090		006100	006145	
120		007100	007120	007320
160		007750		
200		008100		

SPINNET™ ASSEMBLY STANDS

SpinNet™, UD stand, LR swivel, Flow YYY, micro-tube length XXX, stabilizer, barb connector to lateral pipe and AD valve 15, Catalog number : **64200** - (any of below 6 digits)

MODEL	15 CM	30 CM	60 CM	90 CM
070	010110	010350	010160	
090		013150	013185	
120		017660		
160				
200				

SpinNet™, UD stand, LR swivel, Flow YYY, micro-tube length XXX, stabilizer, press-fit connector to lateral pipe and AD valve 15, Catalog number : **64200** - (any of below 6 digits)

MODEL	15 CM	30 CM	60 CM	90 CM
070	010100	010360	010150	
090	013100	013155	013180	
120	017600	017650	017700	
160	020100	020190	021500	
200	021400	021450		

SpinNet™, UD stand, FLT swivel, Flow YYY, micro-tube length XXX, stabilizer, barb connector to lateral pipe and AD valve 15, Catalog number : **64200** - (any of below 6 digits)

MODEL	15 CM	30 CM	60 CM	90 CM
070	005008	005005	005032	005050
090		006032	006050	006065
120	007017	007027	007037	
160				007710
200				

SpinNet™, UD stand, FLT swivel, Flow YYY, micro-tube length XXX, stabilizer, press-fit connector to lateral pipe, AD valve 20, Catalog number: **64200** - (any of below 6 digits)

MODEL	15 CM	30 CM	60 CM	90 CM
070	005080	005150	005300	
090	006070	006120	006140	
120	007045	007150	007200	007330
160			007850	
200	008070	008150	008300	

SpinNet™, UD stand, SR swivel, Flow YYY, micro-tube length XXX, stabilizer, barb connector to lateral pipe, AD valve 20, Catalog number: **64200** - (any of below 6 digits)

MODEL	15 CM	30 CM	60 CM	90 CM
050	004110			
070				
090		025100		
120				
160	026300	026350		026370
200				

SpinNet™, UD stand, SR swivel, Flow YYY, micro-tube length XXX, stabilizer, press-fit connector to lateral pipe, AD valve 20, Catalog number: **64200** - (any of below 6 digits)

MODEL	15 CM	30 CM	60 CM	90 CM
050		023020		
070				
090				
120		026150		
160	026360			
200				

SpinNet™, UD stand, FLT swivel, Flow YYY, micro-tube length XXX, stabilizer, press-fit connector to lateral pipe and AD valve 15, Catalog number: **64200** - (any of below 6 digits)

MODEL	15 CM	30 CM	60 CM	90 CM
070	005010	005020	005030	
090	006020	006030		006060
120	007015	007025	007035	
160		007600	007980	
200	007940	007960		

SpinNet™, UD stand, SR swivel, Flow YYY, micro-tube length XXX, stabilizer, barb connector to lateral pipe, AD valve 15, Catalog number: **64200** - (any of below 6 digits)

MODEL	15 CM	30 CM	60 CM	90 CM
050	004100			
070				
090		013150		
120	026100	017660		
160				
200				

SpinNet™, UD stand, SR swivel, Flow YYY, micro-tube length XXX, stabilizer, press-fit connector to lateral pipe, AD valve 15, Catalog number: **64200** - (any of below 6 digits)


MODEL	15 CM	30 CM	60 CM	90 CM
050				
070				
090				
120				
160				
200				


Missing catalog numbers available upon request.

Background color defines the code color of the respective swivel. All assembly stands include 4*6.5 mm gray SSPE micro-tube.

Other stand combinations can be ordered based on the attached flowchart which can help determine the desired product requirement.

SPINNET™ COMPONENTS

SPINNET™ BODY NOZZLE	
50 l/h, Green	64220-003900
70 l/h, Black	64220-004000
90 l/h, Orange	64220-004100
120 l/h, Red	64220-004200
160 l/h, Brown	64220-004250
200 l/h, Yellow	64220-004300

SPINNET™ DISTRIBUTION MECHANISM	
LR, long range distribution model, Green swivel	64200-001020
FLT, flat distribution model, Gray swivel	64200-001000
SR, short range distribution model, Blue swivel	64200-001030



SPINNET™ SD

BRIDGELESS MICRO-SPRINKLER WITH SHOULDER DISTRIBUTOR

APPLICATIONS

Greenhouses, Nurseries, Tunnels.

SPECIFICATIONS

- Micro-sprinkler with a specifically designed connector SD (shoulder distributor) that achieves excellent results when rectangular irrigation is needed.
- Bridgeless design.
- Micro-sprinkler, 6 different flow rates : 090/050, 120/070, 160/070, 160/090, 200/090, 200/120 l/h. Nominal flow rates at 2.0 bar pressure.
- Recommended working pressure: 2.0 up to 3.0 bar.
- Recommended filtration : 130 micron / 120 mesh. Filtration method is to be selected based on the kind and concentration of the dirt particles existing in the water. Wherever sand exceeding 2 ppm exists in the water, a Hydrocyclone is to be installed before the main filter. When sand/ silt/ clay solids exceed 100 ppm, pre treatment will be applied according to Netafim™ expert team's instructions.
- Inlet connector: Press fit.
- 3 different rotors:
 - LR - High trajectory, colored Green
 - FLT - Flat distributor, colored Gray
 - SR - Low trajectory, colored Blue

FEATURES AND BENEFITS

- Bridgeless design eliminates dripping.
- Interchangeable components. SpinNet™SD micro-sprinklers can be disassembled by hand should they need cleaning - no tools are required.
- Acid resistant (AA) raw materials, thus allowing the application chemicals to pass through the system. The system can be cleaned by application of suitable acid treatments.
- Excellent uniformity distribution on a single irrigation line. Traditional sprinkler layout spaces the sprinklers "head to head" or at spacing equal to the radius of the sprinkler throw. For larger areas, the patterns are overlapped. The SpinNet™ SD solution avoids the problems of the traditional sprinkler layout and achieves a high level of uniformity within a closely spaced "strip of sprinklers".
- Specially designed to fully cover rectangular areas with excellent uniformity distribution and high percentage of the water within the required rectangular area.
- Strongly recommended to connect the SpinNet™SD to the distribution pipe with a SSPE (super soft PE) micro-tube, a specifically designed stabilizer and AD valve (anti-drain) that will prevent distribution pipe drainage.

SPINNET™ SD TECHNICAL DATA

MODEL	NOMINAL FLOW RATE * (L/H)	NOZZLE CODE COLOR	NOZZLE SIZE (MM)	SD CONN NOZZLE SIZE (MM)	CONSTANT K	EXPONENT X	RECOMMENDED WORKING PRESSURE (BAR)
090/050	52	Orange + Orange	1.22	1.20	11.6	0.5	2.0 to 3.0
120/070	68	Red + Red	1.44	1.46	15.2	0.5	2.0 to 3.0
160/070	79	Brown + Red	1.76	1.46	17.7	0.5	2.0 to 3.0
160/090	88	Brown + Brown	1.76	1.56	19.7	0.5	2.0 to 3.0
200/090	92	Yellow + Brown	1.86	1.56	20.6	0.5	2.0 to 3.0
200/120	123	Yellow + Yellow	1.86	1.87	27.5	0.5	2.0 to 3.0

*Nominal flow rate at 2.0 bar

MODEL	NOZZLE CODE COLOR	WETTED DIAMETER (M)**	SWIVEL (ROTOR) CODE COLOR LR MODEL	WETTED DIAMETER (M)**	SWIVEL (ROTOR) CODE COLOR FLT MODEL	WETTED DIAMETER (M)**	SWIVEL (ROTOR) CODE COLOR SR MODEL
090/050	Orange + Orange	N/A	N/A	N/A	N/A	5.5	Blue
120/070	Red + Red	7.5	Green	7.5	Gray	6.0	Blue
160/070	Brown + Red	6.5	Green	6.0	Gray	5.5	Blue
160/090	Brown + Brown	7.0	Green	6.5	Gray	5.5	Blue
200/090	Yellow + Brown	6.5	Green	6.5	Gray	5.5	Blue
200/120	Yellow + Yellow	8.0	Green	7.5	Gray	6.5	Blue

**The wetted diameter was measured at 1.5 meters height and at 2.5 bar working pressure

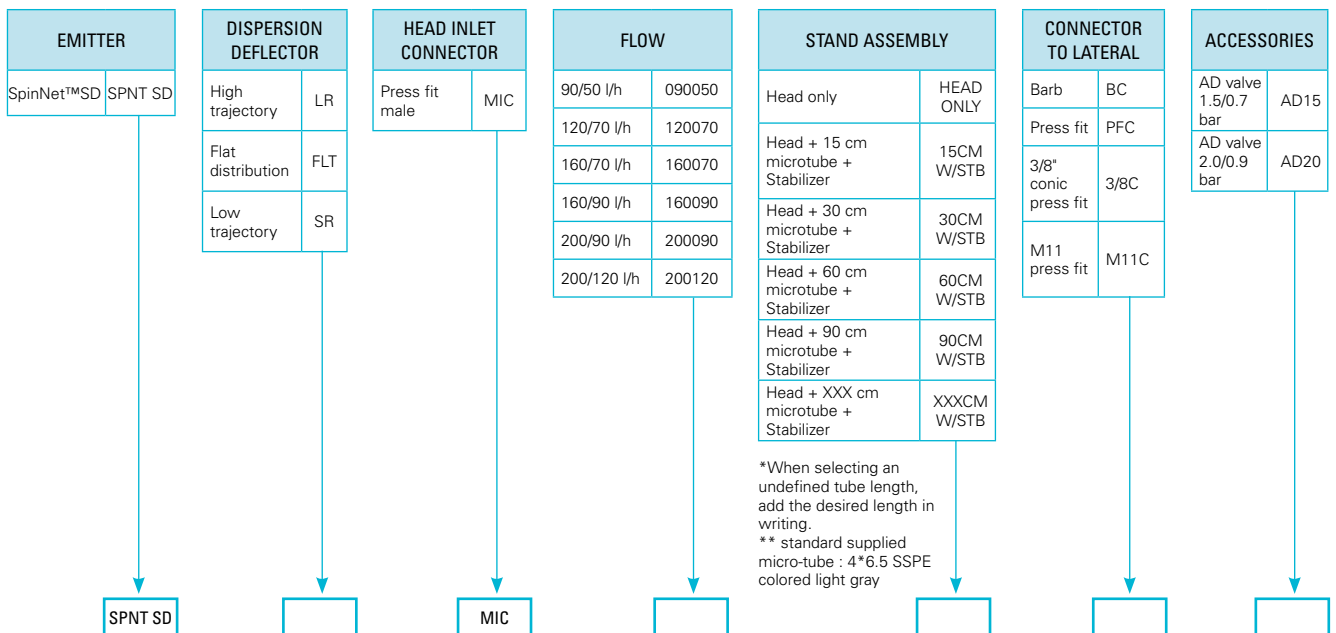
PACKAGING DATA

SPINNET™ SD	QUANTITY P/BOX UNITS	BOX SIZE (CM X CM X CM)	BOX WEIGHT (KG)	BOXES P/PALLET	TOTAL UNITS P/PALLET	PALLET WEIGHT (KG)
Head & SD connector	1250	18 x 34 x 79	12.9	20	25000	268
Complete stand (30 cm) w/stabilizer & AD valve	150	28 x 28 x 57	11.5	32	4800	368
Complete stand (60 cm) w/stabilizer & AD valve	100	18 x 34 x 79	8.4	20	2000	176

SPINNET™ SD

Flowchart to determine the desired product definition

How to use: To determine the desired product definition select one of every set of options displayed on the chart.

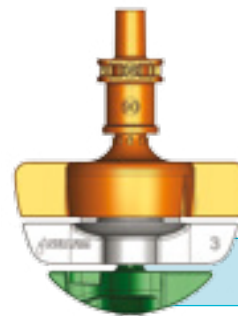


SPINNET™ SD

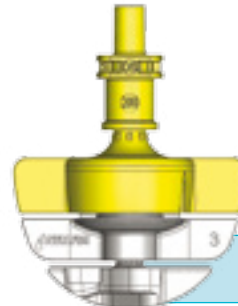
Head only

Catalog number: **64200** - (any of below 6 digits)

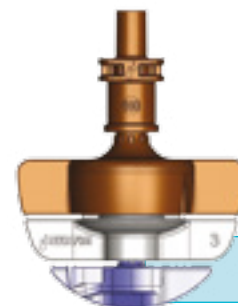
MODEL	LR		FLT		SR	
	1 Unit	25 Units/bag	1 Unit	25 Units/bag	1 Unit	25 Units/bag
090050	N/A	N/A	N/A	N/A	031950	
120070	010750	010760	001250	001255	032000	032010
160070	012250		001460		032950	
160090	013950	013960	001600		033000	033010
200090	014090		001780	001785	033100	
200120	014720		001840		034000	



SpinNet™ SD LR, green swivel



SpinNet™ SD FLT, gray swivel



SpinNet™ SD SR, Blue swivel

SPINNET™ SD

Head + AD valve 20

Catalog number : **64200** - (any of below 6 digits)

MODEL	LR		FLT		SR	
	1 Unit	25 Units/bag	1 Unit	25 Units/bag	1 Unit	25 Units/bag
090050	N/A		N/A			
120070	010800	010805	001300	001302	032020	032030
160070			001490			
160090	014000	014005	001650		033020	033030
200090			001800	001805		
200120	018700		001850	001855		

SPINNET™ SD ASSEMBLY STANDS

SpinNet™ SD , UD stand, LR swivel , Flow YYY , micro-tube length XXX , stabilizer , barb connector to lateral pipe , AD valve 20, Catalog number : **64200** - (any of below 6 digits)

MODEL	15 CM	30 CM	60 CM	90 CM
090050				
120070	011500	011800		
160070				
160090		014600		
200090		014700		
200120				

SpinNet™ , UD stand, LR swivel , Flow YYY , micro-tube length XXX , stabilizer , press-fit connector to lateral pipe , AD valve 20 , Catalog number : **64200** - (any of below 6 digits)

MODEL	15 CM	30 CM	60 CM	90 CM
090050				
120070	011805	011810		
160070		001675		
160090			014652	
200090				
200120				

SPINNET™ SD ASSEMBLY STANDS

SpinNet™ SD , UD stand, LR swivel , Flow YYY , micro-tube length XXX , stabilizer , barb connector to lateral pipe , AD valve 15, Catalog number : **64200** - (any of below 6 digits)

MODEL	15 CM	30 CM	60 CM	90 CM
090050				
120070				
160070				
160090				
200090				
200120				

SpinNet™ , UD stand, LR swivel , Flow YYY , micro-tube length XXX , stabilizer , press-fit connector to lateral pipe , AD valve 15 , Catalog number : **64200** - (any of below 6 digits)

MODEL	15 CM	30 CM	60 CM	90 CM
090050				
120070			011900	
160070				
160090		014550	014740	014660
200090	014310			
200120				

SpinNet™ SD , UD stand, FLT swivel , Flow YYY , micro-tube length XXX , stabilizer , barb connector to lateral pipe, AD valve 20, Catalog number : **64200** - (any of below 6 digits)

MODEL	15 CM	30 CM	60 CM	90 CM
090050		001100		
120070				
160070				
160090				
200090				
200120	002000	002100		002020

SpinNet™ SD , UD stand, FLT swivel , Flow YYY , micro-tube length XXX , stabilizer , barb connector to lateral pipe, AD valve 15, Catalog number : **64200** - (any of below 6 digits)

MODEL	15 CM	30 CM	60 CM	90 CM
090050				
120070				
160070				
160090				
200090				
200120				

SpinNet™ SD , UD stand, FLT swivel , Flow YYY , micro-tube length XXX , stabilizer , press-fit connector to lateral pipe, AD valve 20, Catalog number : **64200** - (any of below 6 digits)

MODEL	15 CM	30 CM	60 CM	90 CM
090050	001110			
120070	001305	001310		001380
160070		001520		
160090		001655		
200090				
200120		002080		002030

SpinNet™ SD , UD stand, FLT swivel , Flow YYY , micro-tube length XXX , stabilizer , press-fit connector to lateral pipe, AD valve 15, Catalog number : **64200** - (any of below 6 digits)

MODEL	15 CM	30 CM	60 CM	90 CM
090050				
120070			001350	
160070				
160090			001670	
200090				
200120		001970	001980	

SpinNet™ SD , UD stand, SR swivel , Flow YYY , micro-tube length XXX , stabilizer , barb connector to lateral pipe, AD valve 20 ,Catalog number : **64200** - (any of below 6 digits)

MODEL	15 CM	30 CM	60 CM	90 CM
090050	031960	031980		
120070				
160070				
160090				
200090				
200120				

SpinNet™ SD , UD stand, SR swivel , Flow YYY , micro-tube length XXX , stabilizer , press-fit connector to lateral pipe , AD valve 20 ,Catalog number : **64200** - (any of below 6 digits)


MODEL	15 CM	30 CM	60 CM	90 CM
090050				
120070		032050		
160070				
160090	033050			
200090				
200120				


Missing catalog numbers available upon request.


Background color defines the code color of the respective swivel. All assembly stands include 4*6.5 mm gray SSPE micro-tube.

Other stand combinations can be ordered based on the attached flowchart which can help determine the desired product requirement.

SPINNET™ SD COMPONENTS

SPINNET™ BODY NOZZLE	
90 l/h, Orange	64220-004100
120 l/h, Red	64220-004200
160 l/h, Brown	64220-004250
200 l/h, Yellow	64220-004300

SPINNET™ SD (SHOULDER DISTRIBUTOR) DEVICE	
090/050 Orange	63000-014250
120/070 Red	63000-014300
160/090 Brown	63000-014350
200/120 Yellow	63000-014400

SPINNET™ DISTRIBUTION MECHANISM	
LR, long range distribution model, Green swivel	64200-001020
FLT, flat distribution model, Gray swivel	64200-001000
SR, short range distribution model, Blue swivel	64200-001030



VIBRONET™

APPLICATIONS

Germination tables.

SPECIFICATIONS

- Bridgeless micro emitter with vibrating action.
- Micro-emitter, 2 different flow rates: 40, 50 l/h.
Nominal flow rates at 3.0 bar pressure.
- Recommended working pressure: 3.0 bar.
- Recommended filtration : 130 micron / 120 mesh.
Filtration method is to be selected based on the kind and concentration of the dirt particles existing in the water. Wherever sand exceeding 2 ppm exists in the water, a Hydrocyclone is to be installed before the main filter. When sand/ silt/ clay solids exceed 100 ppm, pre treatment will be applied according to Netafim™ expert team's instructions.
- Inlet connector: press fit.

FEATURES AND BENEFITS

- Excellent uniformity distribution on a full coverage irrigation system.
- Operation of this emitter is based on vibration, water passage through the nozzle causes needle vibration which in turn breaks up the water jet into uniform droplets that are evenly spread.
- Constantly self-cleaning, the vibrating system does not allow for build up of mineral deposits in the nozzle.
- Micro-emitter made of plastic materials resistant to all agrochemicals & weather conditions.
- Strongly recommended to connect the VibroNet™ to the distribution pipe with a SSPE (super soft PE) micro-tube, a purpose-designed weight and AD valve (anti-drain) to prevent distribution pipe drainage.

VIBRONET™ TECHNICAL DATA

MODEL	FLOW RATE (L/H)*	NOZZLE CODE COLOR	PIN CODE COLOR	NOZZLE WATER PASSAGES AREA (MM²)	RECOMMENDED WORKING PRESSURE (BAR)	CONSTANT K	EXPONENT X	WETTED DIAMETER 150 CM ABOVE GROUND* (M)
040	40.0	Blue	Gray	0.60	3.0	8.6	0.45	4.0
050	47.0	Green	Gray	0.71	3.0	9.5	0.47	4.0

* at 3.0 bar working pressure

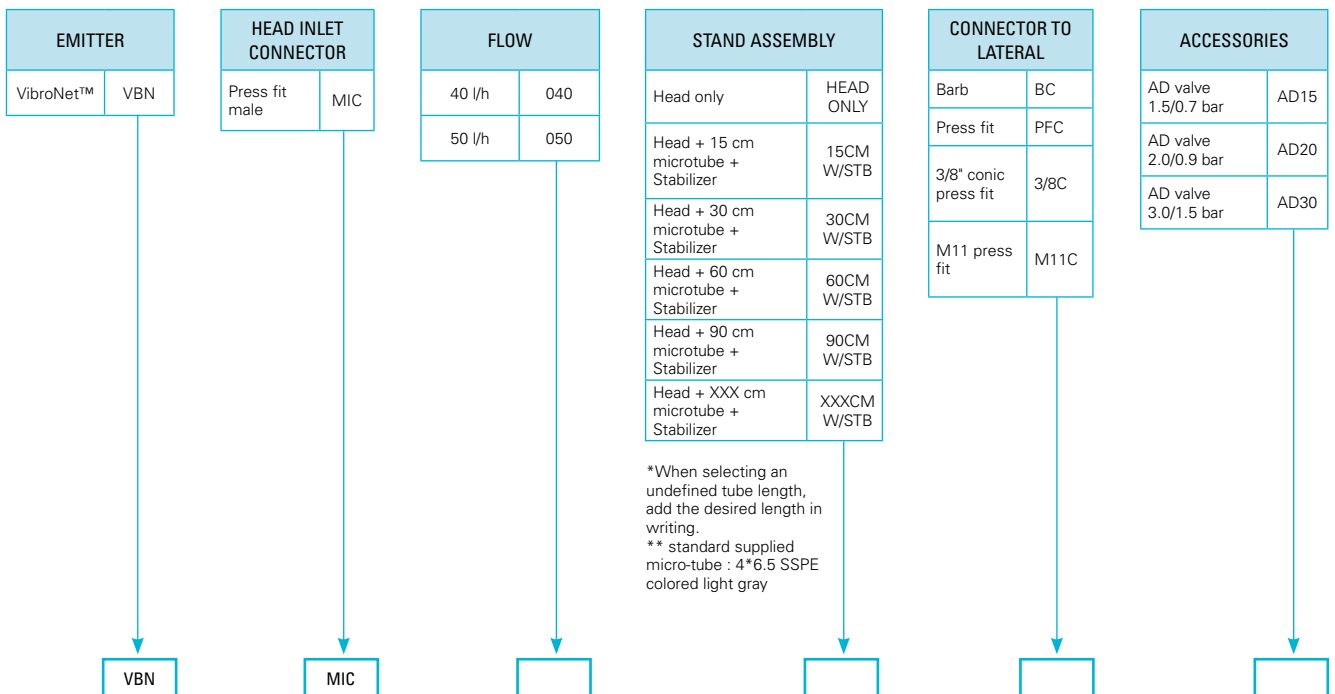
PACKAGING DATA

VIBRONET™	QUANTITY P/BOX UNITS	BOX SIZE (CM X CM X CM)	BOX WEIGHT (KG)	BOXES P/PALLET	TOTAL UNITS P/PALLET	PALLET WEIGHT (KG)
Head only	3200	28 x 28 x 57	19.2	32	102400	614
Complete stand, 15 cm tube w/stabilizer and AD valve	250	28 x 28 x 57	15.1	32	8000	484
Complete stand, 30 cm tube w/stabilizer and AD valve	200	28 x 28 x 57	15.0	32	6400	480
Complete stand, 60 cm tube w/stabilizer and AD valve	150	18 x 34 x 79	11.5	20	3000	230
Complete stand, 90 cm tube w/stabilizer and AD valve	200	28 x 27 x 113	15.0	16	3200	240

VIBRONET™

Flowchart to determine the desired product definition

How to use: To determine the desired product definition select one of every set of options displayed on the chart.

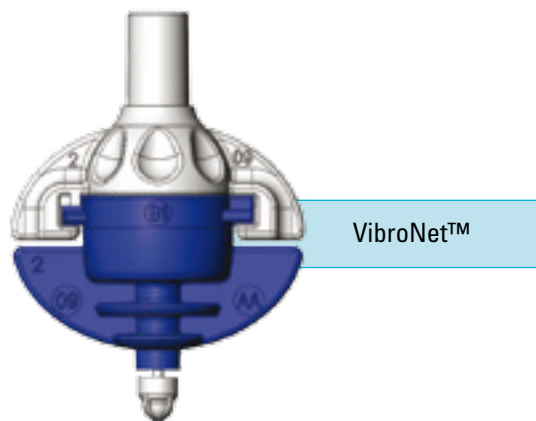


VIBRONET™

Head only

Catalog number : **64300** - (any of below 6 digits)

MODEL	1 UNIT	25 UNIT/BAG
040	001000	001010
050	005000	005010



VIBRONET™

Head + AD valve 20

Catalog number : **64300** - (any of below 6 digits)

MODEL	1 UNIT	25 UNIT/BAG
040	001070	001080
050		005110

VIBRONET™ ASSEMBLY STANDS

VibroNet™ , UD stand, Flow YYY , micro-tube length XXX , stabilizer, barb connector to lateral pipe , AD valve 20

Catalog number : **64300** - (any of below 6 digits)

MODEL	15 CM	30 CM	60 CM	90 CM
040	001600	002400	003400	003700
050			005120	

VibroNet™ , UD stand, Flow YYY , micro-tube length XXX , stabilizer , press-fit connector to lateral pipe , AD valve 20

Catalog number : **64300** - (any of below 6 digits)

MODEL	15 CM	30 CM	60 CM	90 CM
040	001700	002500	003500	
050				

VibroNet™ , UD stand, Flow YYY , micro-tube length XXX , stabilizer , barb connector to lateral pipe , AD valve 15

Catalog number : **64300** - (any of below 6 digits)

MODEL	15 CM	30 CM	60 CM	90 CM
040	001200	002000	003000	
050				

VibroNet™ , UD stand, Flow YYY , micro-tube length XXX , stabilizer , press-fit connector to lateral pipe , AD valve 15

Catalog number : **64300** - (any of below 6 digits)

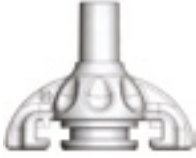
MODEL	15 CM	30 CM	60 CM	90 CM
040	001300	002100	003100	
050				


Missing catalog numbers available upon request.


Background color defines the code color of the respective pin. All assembly stands include 4*6.5 mm gray SSPE micro-tube.

Other stand combinations can be ordered based on the attached flowchart which can help determine the desired product requirement.

VIBRONET™ COMPONENTS

<p>VIBRONET™ BODY</p>	
<p>Catalog Number: 64320-003000</p>	

<p>VIBRONET™ "O" RING</p>	
<p>Catalog Number: 63520-005700</p>	

<p>VIBRONET™ NOZZLE MECHANISM</p>	
<p>040 Blue + Gray pin</p>	<p>64320-004300</p>
<p>050 Green + Gray pin</p>	<p>64320-004400</p>



COOLNET™ PRO

SUPER-FINE MISTER



APPLICATIONS

Super-fine static mister especially designed for cooling and humidifying greenhouses and livestock, and for irrigating over rooting tables.

SPECIFICATIONS

- Bridgeless design.
- Static mister, 3 different flow rates: 5.5, 7.5, 14.0 l/h and a plugged nozzle.
Nominal flow rates at 4.0 bar pressure.
- Pressure range 3.0 - 5.0 bar.
- Recommended filtration : 130 micron / 120 mesh.
Filtration method is to be selected based on the kind and concentration of the dirt particles existing in the water. Wherever sand exceeding 2 ppm exists in the water, a Hydrocyclone is to be installed before the main filter. When sand/ silt/ clay solids exceed 100 ppm, pre treatment will be applied according to Netafim™ expert team's instructions.
- Inlet connector:
Press fit
- 3 different configurations:
Cross, 4 nozzles
"T" , 2 nozzles
Straight, 1 nozzle
- The nozzles are code color colored:
5.5 l/h Light Green
7.5 l/h Silver Gray
14.0 l/h Sky Blue
Plugged nozzle: Orange

FEATURES AND BENEFITS

- Bridgeless design eliminates dripping.
- Interchangeable components.
- Acid resistant (AA) raw materials, thus allowing the application chemicals to pass through the system. The system can be cleaned by application of suitable acid treatments.
- Micro sized droplets, at a relatively low pressure of 4.0 bar the CoolNet™ Pro uniformly distributes an average drop size of 65 micron.
- Specially designed for cooling, humidifying and rooting tables.
- Strongly recommended to connect the CoolNet™ Pro to the distribution pipe with a SSPE (super soft PE) micro-tube, a specifically designed stabilizer and AD valve (anti-drain) that will prevent distribution pipe drainage.

COOLNET™ PRO TECHNICAL DATA

MODEL	NOZZLE CODE COLOR	NOZZLE SIZE (MM)	RECOMMENDED WORKING PRESSURE (BAR)	CONSTANT K	EXPONENT X
055	Light Green	0.51	4.0 to 5.0	1.03	0.45
075	Silver Gray	0.61	4.0 to 5.0	1.40	0.45
140	Sky Blue	0.88	4.0 to 5.0	2.66	0.45

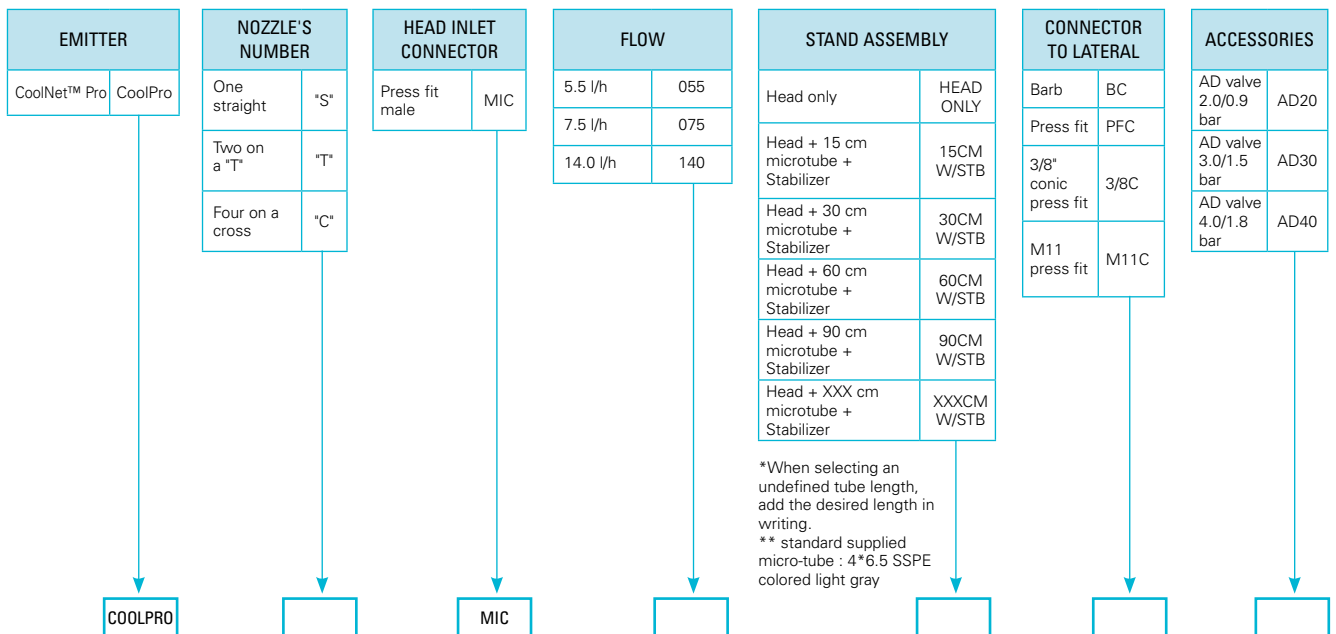
PACKAGING DATA

COOLNET™ PRO	QUANTITY P/BOX UNITS	BOX SIZE (CM X CM X CM)	BOX WEIGHT (KG)	BOXES P/PALLET	TOTAL UNITS P/PALLET	PALLET WEIGHT (KG)
Head , cross unit with male conn	750	18 x 34 x 79	11.0	20	15000	220
Complete stand (30 cm) w/stabilizer & AD valve	125	28 x 28 x 57	8.4	32	4000	269
Complete stand (60 cm) w/stabilizer & AD valve	100	18 x 34 x 79	8.2	20	2000	185
Head , T unit with male conn	1000	28 x 28 x 57	14.8	32	32000	474
Complete stand (30 cm) w/stabilizer & AD valve	150	28 x 28 x 57	9.9	32	4800	317
Complete stand (60 cm) w/stabilizer & AD valve	100	18 x 34 x 79	8.2	20	2000	173
Head , one outlet	5000	18 x 34 x 79	21.5	20	100000	430

COOLNET™ PRO

Flowchart to determine the desired product definition

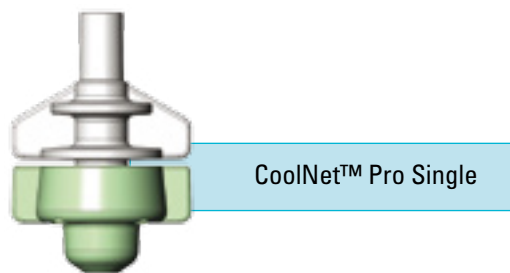
How to use: To determine the desired product definition select one of every set of options displayed on the chart.



COOLNET™ PRO

Head only (with male inlet connector)
Catalog number: **63100** - (any of below 6 digits)

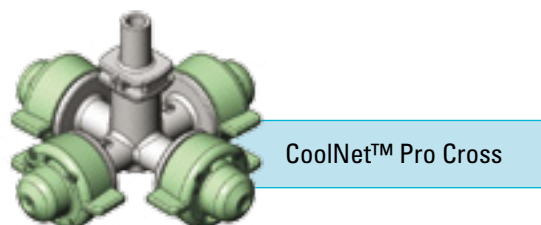

MODEL	SINGLE	TEE	CROSS
	"S"	"T"	"C"
055	048600	050000	052000
075	054000	056300	058300
140	055900	055950	055980



COOLNET™ PRO

head + AD valve 40
Catalog number: **63100** - (any of below 6 digits)

MODEL	SINGLE	TEE	CROSS
	"S"	"T"	"C"
055	049420	050010	052200
075			058500
140	056330	059420	055985



COOLNET™ PRO ASSEMBLY STANDS

CoolNet™ Pro , UD stand, model "S" , Flow YYY , micro-tube length XXX , stabilizer , barb connector to lateral pipe , AD valve 40 , Catalog number : **63100** - (any of below 6 digits)

MODEL	15 CM	30 CM	60 CM	90 CM
055	049000	049400		
075	054300	055100		
140				

CoolNet™ Pro , UD stand, model "S" , Flow YYY , micro-tube length XXX , stabilizer , press-fit connector to lateral pipe , AD valve 40 , Catalog number : **63100** - (any of below 6 digits)

MODEL	15 CM	30 CM	60 CM	90 CM
055				
075	054600	055800		
140				

CoolNet™ Pro , UD stand, model "T" , Flow YYY , micro-tube length XXX , stabilizer , barb connector to lateral pipe , AD valve 40 , Catalog number : **63100** - (any of below 6 digits)

MODEL	15 CM	30 CM	60 CM	90 CM
055	050300	050700		
075	056700	057100		
140				

CoolNet™ Pro , UD stand, model "T" , Flow YYY , micro-tube length XXX , stabilizer , press-fit connector to lateral pipe , AD valve 40 , Catalog number : **63100** - (any of below 6 digits)

MODEL	15 CM	30 CM	60 CM	90 CM
055		050900	051100	
075		057300		
140				

CoolNet™ Pro , UD stand, model "C" , Flow YYY , micro-tube length XXX , stabilizer , barb connector to lateral pipe, AD valve 40 , Catalog number : **63100** - (any of below 6 digits)

MODEL	15 CM	30 CM	60 CM	90 CM
055	052400	053100	053960	053980
075	058900	059600	069960	
140				

CoolNet™Pro , UD stand, model "C" , Flow YYY , micro-tube length XXX , stabilizer , press-fit connector to lateral pipe , AD valve 40 , Catalog number : **63100** - (any of below 6 digits)

MODEL	15 CM	30 CM	60 CM	90 CM
055	052700	053500	053965	
075	059200	060000	070200	
140	055990	055991		071010

Missing catalog numbers available upon request. All assembly stands include 4*6.5 mm gray SSPE micro-tube.
Other stand combinations can be ordered based on the attached flowchart which can help determine the desired product requirement.



MISTNET™

APPLICATIONS

Fine static mister especially designed for under canopy cooling and humidifying greenhouses.

SPECIFICATIONS

- Bridgeless design eliminates dripping.
- Static mister, 2 flow rates: 15, 25 l/h.
Nominal flow rates at 2.7 bar pressure.
- Pressure range 2.5 to 5.0 bar.
- Recommended filtration : 130 micron / 120 mesh.
Filtration method is to be selected based on the kind and concentration of the dirt particles existing in the water. Wherever sand exceeding 2 ppm exists in the water, a Hydrocyclone is to be installed before the main filter. When sand/ silt/ clay solids exceed 100 ppm, pre treatment will be applied according to Netafim™ expert team's instructions.
- Inlet connectors:
Press fit
- the nozzles are code color colored:
15.0 l/h Yellow
25.0 l/h Brown

FEATURES AND BENEFITS

- Bridgeless design eliminates dripping.
- Interchangeable components.
- Acid resistant (AA) raw materials, thus allowing the application chemicals to pass through the system. The system can be cleaned by application of suitable acid treatments.
- Micro sized droplets, at a relatively low pressure of 3.0 bar the MistNet™ uniformly distributes an average drop size of 150 micron.
- Specially designed for under canopy cooling and humidifying systems.

MISTNET™ TECHNICAL DATA

MODEL	NOZZLE CODE COLOR	NOZZLE SIZE DIA. (MM)	CONSTANT K	EXPONENT X	RECOMMENDED WORKING PRESSURE (BAR)
015	Yellow	1.10	3.30	0.46	3.0
025	Brown	1.30	5.40	0.46	3.0

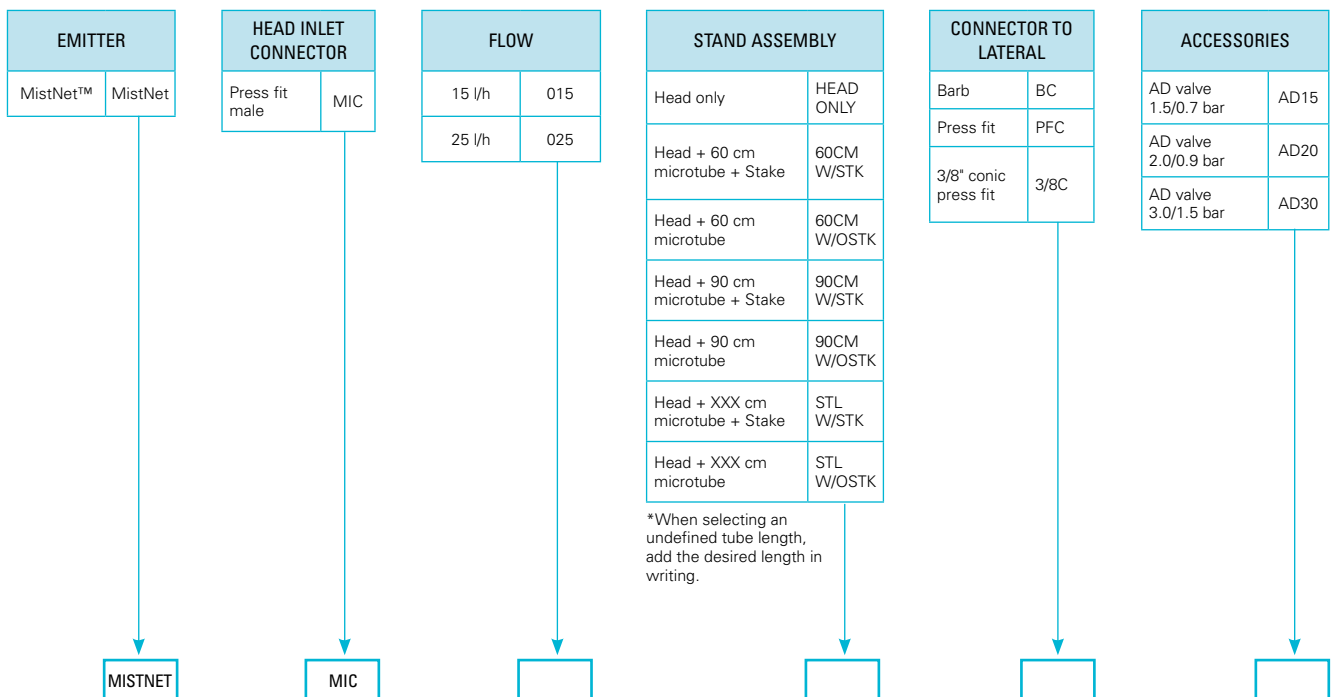
PACKAGING DATA

MISTNET™	QUANTITY P/BOX UNITS	BOX SIZE (CM X CM X CM)	BOX WEIGHT (KG)	BOXES P/PALLET	TOTAL UNITS P/PALLET	PALLET WEIGHT (KG)
Head only	4500	18 x 34 x 79	19.5	20	90000	390
Complete stand, 60 cm tube w/stake	100	18 x 34 x 79	7.3	20	2000	159
Complete stand, 60 cm tube w/o stake	300	18 x 34 x 79	15.8	20	6000	329
Complete stand, 90 cm tube w/stake	150	28 x 27 x 113	6.8	16	2400	193
Complete stand, 90 cm tube w/o stake	300	28 x 27 x 113	13.8	16	4800	221

MISTNET™

Flowchart to determine the desired product definition

How to use: To determine the desired product definition select one of every set of options displayed on the chart.

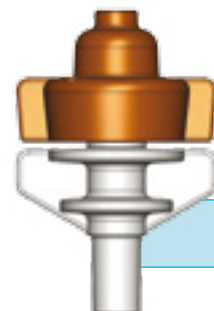


MISTNET™

Head only (with male inlet connector)

Catalog number: **63100** - (any of below 6 digits)

MODEL	SINGLE	SINGLE
	"S"	"S" 100units/bag
015	040100	040120
025	040000	040020




MistNet™


Missing catalog numbers available upon request

Other stand combinations can be ordered based on the attached flowchart which can help determine the desired product requirement


COOLNET™ PRO AND MISTNET™ COMPONENTS


COOLNET™ PRO CROSS BODY	
63120-001700	


COOLNET™ PRO "T" BODY	
63120-001500	


COOLNET™ PRO AND MISTNET™ "S" BODY	
63120-001600	


COOLNET™ PRO NOZZLE	
5.5 Light Green: 63120-003000	
7.5 Silver Gray: 63120-003200	
14.0 Sky Blue: 63120-003300	

COOLNET™ PRO PLUGGED NOZZLE	
Plugged nozzle, Orange: 63120-001850	
























MISTNET™ NOZZLE	
15.0 Yellow: 63120-004000	
25.0 Brown: 63120-002500	

COOLNET™ PRO AND MISTNET™ "O" RING	
63120-001050	

COOLNET™ PRO AND MISTNET™ DIFFUSER	
63120-001800	

MALE/MALE CONNECTOR , COLORED LIGHT GRAY	
63000-001450	

MICRO-SPRINKLERS AND MICRO-EMITTERS UPSIDE-DOWN STANDS COMPLEMENTARY ACCESSORIES

AD VALVE , MALE/FEMALE Blue pin – 1.5 bar/0.7 bar 63000-002980 Purple pin – 2.0 bar/0.9 bar 63000-003000 Green pin – 3.0 bar/1.5 bar 63000-003100 Orange pin – 4.0 bar/1.8 bar 63000-003200		STABILIZER 63000-002910		M11 THREADED/FEMALE CONNECTOR (GRAY) + ASSEMBLY FINGER FILTER 63000-002180	
AD VALVE , BARB/BARB Blue pin – 1.5 bar/0.7 bar 63000-003303 Purple pin – 2.0 bar/0.9 bar 63000-003305 Green pin – 3.0 bar/1.5 bar 63000-003310 Orange pin – 4.0 bar/1.8 bar 63000-003315		BARB/FEMALE CONNECTOR (GRAY) 63000-001950		PLUG (BLUE) 63000-002400	
AD VALVE , 3/8" CONIC THREADED/BARB Blue pin – 1.5 bar/0.7 bar 63000-003250 Purple pin – 2.0 bar/0.9 bar 63000-003230 Green pin – 3.0 bar/1.5 bar 63000-003270 Orange pin – 4.0 bar/1.8 bar 63000-003290		BARB/MALE CONNECTOR (GRAY) 63000-002060		BARBED PRESSURE MEASURING POINT 63000-002800	
AD VALVE , 3/8" CONIC THREADED/BARB + ASSEMBLY FINGER FILTER Blue pin – 1.5 bar/0.7 bar 63000-003260 Purple pin – 2.0 bar/0.9 bar 63000-003240 Green pin – 3.0 bar/1.5 bar 63000-003280 Orange pin – 4.0 bar/1.8 bar 63000-003295		BARB/BARB CONNECTOR (GRAY) 63000-001350		1/4" UNF MALE THREADED, PRESSURE MEASURING POINT. ON A PVC PIPE, DRILL: 5.2 MM SCREW-TAP: 1/4-28 UNF 63000-002700	
FINGER FILTER 63000-001060		MALE/MALE CONNECTOR (GRAY) 63000-001450		1/8" BSP MALE THREADED, PRESSURE MEASURING POINT. ON A PVC PIPE, DRILL: 8.5 MM SCREW-TAP: 1/8-28 BSP 63000-002750	
BARB/FLAT FEMALE CONNECTOR 63000-002450		3/8" CONIC THREADED/ FEMALE CONNECTOR (GRAY) 63000-002120		SCREEN FILTER CONNECTOR 63000-003400	
M11 THREADED/FEMALE CONNECTOR (GRAY) 63000-002170		3/8" CONIC THREADED/ FEMALE CONNECTOR (GRAY) + ASSEMBLY FINGER FILTER 63000-002140		"T" FEMALE/FEMALE/ FEMALE (GRAY) 63000-000910	
FEMALE/FEMALE ADAPTER TO "DAN" STANDS (BLUE) 63000-002510		MALE/MALE ADAPTER TO "DAN" STANDS (BLUE) 63000-002600			



GYRONET™ TURBO

APPLICATIONS

- Closed and open-air nurseries.
- Intensive field crops.
- Overhead cooling.
- Roof and tunnel cooling and dust cleaning.

BENEFITS AND FEATURES

Higher and better yields

- The GyroNet™ Turbo has a unique design of the sprinkler's rotor water channel, and a special shape of the bridge, that provides very high water distribution uniformity

Saves labor cost and multiple expenses on maintenance

- Higher reliability
The GyroNet™ Turbo is made of a superior raw material composition resistant the chemicals, fertilizers, and sun exposure.
- Guarantees lower maintenance and repair cost.
The GyroNet™ Turbo has anti-insect mechanism that is opened only during irrigation, and protects the nozzle.

SPECIFICATIONS

- Very robust micro-sprinkler.
- Micro-sprinkler, 5 different flow rates: 200, 250, 300, 400, 500 l/h.
Nominal flow rates at 2.2 bar pressure.
- Maximum recommended working pressure: 3.0 bar.
- Recommended filtration : 200 micron / 80 mesh.
Filtration method is to be selected based on the kind and concentration of the dirt particles existing in the water. Wherever sand exceeding 2 ppm exists in the water, a Hydrocyclone is to be installed before the main filter.
When sand/ silt/ clay solids exceed 100 ppm, pre treatment will be applied according to Netafim™ expert team's instructions.
- Inlet connector:
1/2" threaded male
- The rotor is colored Purple.

PERFORMANCE TABLE

NOZZLE SIZE (MM)	CODE COLOR	WORKING PRESSURE (BAR)	FLOW RATE (L/H)	WETTED DIAMETER* (M)	PRECIPITATION (MM/H)				
					SPACING (M X M)				
					4 x 6	5 x 6	6 x 6	7 x 6	7 x 7
1.89	Yellow	2.0	190	9.5	8.0	6.4	5.3	4.6	3.9
		2.5	213	10.0	9.0	7.2	6.0	5.1	4.4
		3.0	233	10.0	9.8	7.8	6.5	5.6	4.8
2.14	Purple	2.0	244	10.0	10.3	8.2	6.8	5.9	5.0
		2.5	273	10.0	11.5	9.2	7.7	6.6	5.6
		3.0	299	10.0	12.5	10.0	8.3	7.1	6.1
2.31	Green	2.0	287	10.0	12.0	9.6	8.0	6.9	5.9
		2.5	321	11.0	13.5	10.8	9.0	7.7	6.6
		3.0	351	11.0	14.8	11.8	9.8	8.4	7.2
2.67	Blue	2.0	388	12.0	16.5	13.2	11.0	9.4	8.1
		2.5	434	12.0	18.5	14.8	12.3	10.6	9.1
		3.0	475	12.0	20.3	16.2	13.5	11.6	9.9
3.00	Blue	2.0	485	12.0	20.3	16.2	13.5	11.6	9.9
		2.5	543	12.5	22.8	18.2	15.2	13.0	11.1
		3.0	594	12.5	24.8	19.8	16.5	14.1	12.1

* at least 0.5 mm/h


**Performance table prepared under laboratory conditions, sprinkler head 1.0 meter above ground

CU = or > than 92% CU = or > 88% and < 92% CU = or > 86% and < 88% CU < 86%

GYRONET™ TURBO CATALOG NUMBERS

Head only

Catalog number: **64100** - (any of below 6 digits)

MODEL	1 UNIT	25 UNITS/BAG	100 UNITS/BAG	SPRINKLER ILLUSTRATION
200	002040	002010	002070	
250	003050		003080	
300	004040	004050	004070	
400	004940			
500	006000			


*Missing catalog numbers available upon request

GYRONET™ TURBO COMPONENTS

GYRONET™ TURBO UPPER BEARING		64120-001750	GYRONET™ TURBO BRIDGE		64120-002000	GYRONET™ TURBO SWIVEL + ASSEMBLY SLEEVE		64120-001575
------------------------------------	---	--------------	--------------------------	---	--------------	---	---	--------------

GYRONET™ TURBO nozzles



Catalog number : **64120** - (any of below 6 digits)

GYRONET™ TURBO BODY NOZZLE	
200, Yellow	001000
250, Purple	001100
300, Green	001200
400, Blue	001280
500, Brown	001350

PACKAGING DATA

GYRONET™ TURBO	QUANTITY P/BOX UNITS	BOX SIZE (CM X CM X CM)	BOX WEIGHT (KG)	BOXES P/PALLET	TOTAL UNITS P/PALLET	PALLET WEIGHT (KG)
Head only	500	18 x 34 x 79	10.4	20	10000	220
Complete stand (120 cm) w/o stake	75	17 x 26 x 139	9.5	15	1125	153

COMPLEMENTARY PRODUCTS

PRODUCT DESCRIPTION	CATALOG NUMBER	CONNECTOR ILLUSTRATIONS
SOCKET 1/2" FTH - 1/2" FTH	65080-004500	
REDUCER COUPLING 3/4" FTH - 1/2" FTH	65080-004600	

SPRINKLER STANDS

<p>MEGA-RISER 1/2" 0.4 M LENGTH 1/2" MTH - 1/2" FTH</p>  <p>64520-002490</p>	<p>MEGA-SUPPORTING ARM</p>  <p>64520-002485</p>	<p>MEGA-BASE</p>  <p>64520-002480</p>
<p>IMP SPR STAND 9*12 120CM W/OSTK F&S PE</p>  <p>64520-004900</p>	<p>IMP SPR STAND 9*12 120CM W/OSTK F&S FLX</p>  <p>64520-004910</p>	

For additional information on sprinklers stands and assembly instructions please review GyroNet™ Turbo user manual





MEGANET™ 15D

15 DEGREES ROTATING IMPACT SPRINKLER

APPLICATIONS

For under tree irrigation and shade/net houses.

For vegetables and open field crops, open field nurseries, crops germination, frost mitigation, cooling fruit orchards and roof dust cleaning.

BENEFITS AND FEATURES

Ensures high and uniform yield

- The MegaNet™ has symmetric structure that allows the water split to two equal water jets, that contribute to a balanced sprinkler, providing very high water distribution uniformity.

Increased germination percentage

- Thanks to the gentle water jet, and relatively small drops near the ground, the MegaNet™ does not groove the soil along the whole irrigation event (including startup and shut off), which prevents from the seed to be exposed out of the soil.

Reduced maintenance cost

- The MegaNet™ has a popup mechanism and it opened only during irrigation, this mechanism protects the nozzle and protect the sprinkler's moving parts, by preventing insects and dirt particles to get inside the sprinkler.
- Each MegaNet™ sprinkler has an integral filter that ensures clean water inside the nozzle. In addition, this filter can be easily cleaned if needed.
- Extended product life achieved by superior raw material composition resistant the chemicals, fertilizers, and sun exposure.

SPECIFICATIONS

- 7 different nominal flow rates: 200, 250, 350, 450, 550, 650, 750 l/h.
Nominal flow rates at 2.3 bar pressure.
- Recommended working pressure: 2.0 to 3.0 bar (at the sprinkler head).
- Recommended filtration: 400 micron / 40 mesh.
Filtration method is to be selected based on the kind and concentration of the dirt particles existing in the water. Wherever sand exceeding 2 ppm exists in the water, a Hydrocyclone is to be installed before the main filter.
When sand/ silt/ clay solids exceed 100 ppm, pre treatment will be applied according to Netafim™ expert team's instructions.
- Can be installed on solid sets or in removable field stands.
- Made of UV-protected materials, durable to all climate conditions and nutrients injected in agricultural applications.
- Water trajectory: 15 degrees
- Inlet connector:
 - 1/2" Threaded inlet connector
 - 20 MM ISO inlet connector (to be glued to PVC)
 - 1/2" ASTM inlet connector (to be glued to PVC)
- Code colored locking pins and caps for easy identification.
- 2 balanced water jets.
- Individual filter in each sprinkler.
- MegaNet™ sprinklers meet ISO 8026 standards (SI 1406) with production certified by the Israel Standards Institute (SII).

PERFORMANCE TABLE

NOZZLE SIZE (MM)	CODE COLOR	WORKING PRESSURE (BAR)	FLOW RATE (L/H)	WETTED DIAMETER* (M)	PRECIPITATION (MM/H)						
					SPACING (M X M)						
					7 X 8	8 X 8	8 X 10	9 X 9	10 X 10	10 X 11	10 X 12
1.85	Yellow	2.5	210	14.0	3.8	3.3	2.6	2.6	2.1	1.9	1.8
		3.0	230	14.0	4.1	3.6	2.9	2.8	2.3	2.1	1.9
2.06	Purple	2.5	258	14.0	4.6	4.0	3.2	3.2	2.6	2.3	2.2
		3.0	283	14.0	5.1	4.4	3.5	3.5	2.8	2.6	2.4
2.44	Green	2.5	362	14.0	6.5	5.7	4.5	4.5	3.6	3.3	3.0
		3.0	396	14.0	7.1	6.2	5.0	4.9	4.0	3.6	3.3
2.79	Blue	2.5	461	16.0	8.2	7.2	5.8	5.7	4.6	4.2	3.8
		3.0	505	16.0	9.0	7.9	6.3	6.2	5.1	4.6	4.2
3.08	Brown	2.5	553	16.0	9.9	8.6	6.9	6.8	5.5	5.0	4.6
		3.0	605	16.0	10.8	9.5	7.6	7.5	6.1	5.5	5.0
3.37	Orange	2.5	678	16.0	12.1	10.6	8.5	8.4	6.8	6.2	5.7
		3.0	743	16.0	13.3	11.6	9.3	9.2	7.4	6.8	6.2
3.68	Red	2.5	785	17.0	14.0	12.3	9.8	9.7	7.9	7.1	6.5
		3.0	860	17.0	15.4	13.4	10.8	10.6	8.6	7.8	7.2

* at least 0.5 mm/h

**Performance table prepared under laboratory conditions, sprinkler head 0.5 meter above ground





CU = or > than 92% CU = or > 88% and < 92% CU = or > 86% and < 88% CU < 86%

PACKAGING DATA

MEGANET™	QUANTITY P/BOX UNITS	BOX SIZE (CM X CM X CM)	BOX WEIGHT (KG)	BOXES P/PALLET	TOTAL UNITS P/PALLET	PALLET WEIGHT (KG)
Head only	200	18 x 34 x 79	11.0	20	4000	232

MEGANET™ 15D Head only


Catalog number : **63600** - (any of below 6 digits)


MODEL	1/2" THREADED INLET CONNECTOR	20 MM ISO INLET CONNECTOR	1/2" ASTM INLET CONNECTOR	1/2" THREADED INLET CONNECTOR + AD
				
200	004900			
250	004950			
350	005000			
450	006000	010100	010500	005010
550	007000	010200	010600	006010
650	008000			
750	009000			

Missing catalog numbers available upon request

MEGANET™ 15D COMPONENTS

Catalog number : **63620** - (any of below 6 digits)




MODEL	CATALOG NUMBER	SPRINKLER ILLUSTRATION
200	007400	
250	007450	
350	007500	
450	007600	
550	007700	
650	007800	
750	007620	

MODEL	CATALOG NUMBER	SPRINKLER ILLUSTRATION
200	008900	
250	008950	
350	009000	
450	009100	
550	009200	
650	009300	
750	009400	



MEGANET™ 15D COMPONENTS

MEGANET™ 1/2" THREADED INLET BODY		MEGANET™ C20MM ISO GLUED INLET BODY		MEGANET™ C1/2" ASTM GLUED INLET BODY	
63620-004200		63620-004190		63620-004150	

MEGANET™ FILTER		MEGANET™ SERVICE KEY		MEGANET™ ROAD GUARD	
63620-004400		63620-004500		63620-007000	

MEGANET™ COLORED CAP	SAP DESCRIPTION	CATALOG NUMBER		MEGANET™ TURBINE	
200	MGN CAP YELLOW 200 50/BAG	63620-004860		MGN TURBINE B GREY TURBINE 50/BAG	
250	MGN CAP PURPLE 250 50/BAG	63620-004910		50 units/bag 63620-002110	
350	MGN CAP GREEN 350 50/BAG	63620-005010		MEGANET™ LOCKING PIN TURBINE	
450	MGN CAP BLUE 450 50/BAG	63620-005110		MGN LOCKING PIN GREY B 50/BAG	
550	MGN CAP BROWN 550 50/BAG	63620-005210		50 units/bag 63620-001610	
650	MGN CAP ORANGE 650 50/BAG	63620-005310			
750	MGN CAP RED 750 50/BAG	63620-005410			

COMPLEMENTARY PRODUCTS

PRODUCT DESCRIPTION	CATALOG NUMBER	CONNECTOR ILLUSTRATIONS
SOCKET 1/2" F TH - 1/2" F TH	65080-004500	
REDUCER COUPLING 3/4" F TH - 1/2" F TH	65080-004600	

SPRINKLER STANDS

MEGA-RISER 1/2" 0.4 M LENGTH 1/2" MTH - 1/2" FTH		MEGA-SUPPORTING ARM		MEGA-BASE	
64520-002490		64520-002485		64520-002480	
IMP SPR STAND 9*12 120CM W/OSTK F&S PE		IMP SPR STAND 9*12 120CM W/OSTK F&S FLX			
64520-004900		64520-004910			

For additional information on sprinklers stands and assembly instructions please review MegaNet™ user manual





MEGANET™ 24D

24 DEGREES ROTATING IMPACT SPRINKLER

APPLICATIONS

For vegetables and open field crops, open field nurseries, crops germination, frost mitigation, cooling fruit orchards and roof dust cleaning.

BENEFITS AND FEATURES

Ensures high and uniform yield

- The MegaNet™ has symmetric structure that allows the water split to two equal water jets, that contribute to a balanced sprinkler, providing very high water distribution uniformity.

Increased germination percentage

- Thanks to the gentle water jet, and relatively small drops near the ground, the MegaNet™ does not groove the soil along the whole irrigation event (including startup and shut off), which prevents from the seed to be exposed out of the soil.

Reduced maintenance cost

- The MegaNet™ has a popup mechanism and it opened only during irrigation, this mechanism protects the nozzle and protect the sprinkler's moving parts, by preventing insects and dirt particles to get inside the sprinkler.
- Each MegaNet™ sprinkler has an integral filter that ensures clean water inside the nozzle. In addition, this filter can be easily cleaned if needed.
- Extended product life achieved by superior raw material composition resistant the chemicals, fertilizers, and sun exposure.

SPECIFICATIONS

- 7 different nominal flow rates: 200, 250, 350, 450, 550, 650, 750 l/h.
Nominal flow rates at 2.3 bar pressure.
- Recommended working pressure: 2.0 to 3.0 bar (at the sprinkler head).
- Recommended filtration: 400 micron / 40 mesh.
Filtration method is to be selected based on the kind and concentration of the dirt particles existing in the water. Wherever sand exceeding 2 ppm exists in the water, a Hydrocyclone is to be installed before the main filter.
When sand/ silt/ clay solids exceed 100 ppm, pre treatment will be applied according to Netafim™ expert team's instructions.
- Can be installed on solid sets or in removable field stands.
- Made of UV-protected materials, durable to all climate conditions and nutrients injected in agricultural applications.
- Water trajectory: 24 degrees
- Inlet connector:
 - 1/2" Threaded inlet connector
 - 20 MM ISO inlet connector (to be glued to PVC)
 - 1/2" ASTM inlet connector (to be glued to PVC)
- Code colored locking pins and caps for easy identification.
- 2 balanced water jets.
- Individual filter in each sprinkler.
- MegaNet™ sprinklers meet ISO 8026 standards (SI 1406) with production certified by the Israel Standards Institute (SII).

PERFORMANCE TABLE

NOZZLE SIZE (MM)	CODE COLOR	WORKING PRESSURE (BAR)	FLOW RATE (L/H)	WETTED DIAMETER* (M)	PRECIPITATION (MM/H)							
					SPACING (M X M)							
					7 X 8	8 X 8	8 X 10	9 X 9	10 X 10	10 X 11	10 X 12	
1.85	Yellow	2.5	210	11.0	3.6	3.3						
		3.0	230	11.0	3.8	3.6						
2.06	Purple	2.5	258	12.0	4.4	4.0						
		3.0	283	12.0	4.8	4.4						
2.44	Green	2.5	362	14.0	5.9	5.6	4.5	4.4	3.6			
		3.0	396	14.0	6.5	6.2	5.0	4.9	4.0			
2.79	Blue	2.5	461	17.0	8.1	7.2	5.8	5.7	4.6	4.2	3.9	
		3.0	505	17.0	8.7	7.9	6.3	6.2	5.0	4.6	4.2	
3.08	Brown	2.5	553	18.0	10.0	8.6	6.9	7.2	5.5	5.0	4.6	
		3.0	605	18.0	10.1	9.5	7.6	7.5	6.1	5.5	5.1	
3.37	Orange	2.5	678	18.0	11.5	10.6	8.5	8.4	6.8	6.2	5.7	
		3.0	743	18.0	12.3	11.6	9.3	9.2	7.4	6.8	6.2	
3.68	Red	2.5	785	18.0	13.4	12.3	9.8	9.7	7.9	7.1	6.6	
		3.0	860	19.0	15.0	13.4	10.7	10.6	8.6	7.8	7.2	

* at least 0.5 mm/h

**Performance table prepared under laboratory conditions, sprinkler head 1.0 meter above ground


CU = or > than 92% CU = or > 88% and < 92% CU = or > 86% and < 88% CU < 86%

PACKAGING DATA

MEGANET™	QUANTITY P/BOX UNITS	BOX SIZE (CM X CM X CM)	BOX WEIGHT (KG)	BOXES P/PALLET	TOTAL UNITS P/PALLET	PALLET WEIGHT (KG)
Head only	200	18 x 34 x 79	11.0	20	4000	232


MEGANET™ 24D Head only

Catalog number : **63600** - (any of below 6 digits)

MODEL	CATALOG NUMBER	SPRINKLER ILLUSTRATION
200	001700	
250	001750	
350	001000	
450	002000	
550	003000	
650	004000	
750	004500	

MEGANET™ 24D Head only


Catalog number : **63600** - (any of below 6 digits)

MODEL	CATALOG NUMBER	SPRINKLER ILLUSTRATION
200	001720	
250		
350	001900	
450	002010	
550	003010	
650	004010	
750	004510	

Missing catalog numbers available upon request


MEGANET™ 24D Components

Catalog number : **63620** - (any of below 6 digits)

MODEL	CATALOG NUMBER	SPRINKLER ILLUSTRATION
200	008100	
250	008150	
350	008200	
450	008300	
550	008400	
650	008500	
750	008600	

MEGANET™ 24D Components



Catalog number : **63620** - (any of below 6 digits)

MODEL	CATALOG NUMBER	SPRINKLER ILLUSTRATION
200	009700	
250	009750	
350	009800	
450	009900	
550	010000	
650	010100	
750	010200	

MEGANET™ 24D COMPONENTS

MEGANET™ 1/2" THREADED INLET BODY 63620-004200		MEGANET™ FILTER 63620-004400		MEGANET™ TURBINE MGN TURBINE A1 BLACK TURBINE 50/BAG 50 units/bag 63620-002010	CONNECTOR ILLUSTRATIONS 
MEGANET™ SERVICE KEY 63620-004500		MEGANET™ ROAD GUARD 63620-007000		MGN TURBINE B GREY TURBINE 50/BAG 50 units/bag 63620-002110	
MEGANET™ COLORED CAP	SAP DESCRIPTION	CATALOG NUMBER		MEGANET™ LOCKING PIN TURBINE MGN LOCKING PIN BLACK A 50/BAG 50 units/bag 63620-001510	
200	MGN CAP YELLOW 200 50/BAG	63620-004860			
250	MGN CAP PURPLE 250 50/BAG	63620-004910			
350	MGN CAP GREEN 350 50/BAG	63620-005010			
450	MGN CAP BLUE 450 50/BAG	63620-005110			
550	MGN CAP BROWN 550 50/BAG	63620-005210			
650	MGN CAP ORANGE 650 50/BAG	63620-005310			
750	MGN CAP RED 750 50/BAG	63620-005410			

COMPLEMENTARY PRODUCTS

PRODUCT DESCRIPTION	CATALOG NUMBER	CONNECTOR ILLUSTRATIONS
SOCKET 1/2" F TH - 1/2" F TH	65080-004500	
REDUCER COUPLING 3/4" F TH - 1/2" F TH	65080-004600	

SPRINKLER STANDS

MEGA-RISER 1/2" 0.4 M LENGTH 1/2" MTH - 1/2" FTH 64520-002490		MEGA-SUPPORTING ARM 64520-002485		MEGA-BASE 64520-002480	
IMP SPR STAND 9*12 120CM W/OSTK F&S PE 64520-004900		IMP SPR STAND 9*12 120CM W/OSTK F&S FLX 64520-004910			

For additional information on sprinklers stands and assembly instructions please review MegaNet™ user manual





D-NET™ 8550

3D ARM IMPACT SPRINKLER

APPLICATIONS

For vegetables and open field crops, open field nurseries, crop germination, cooling fruit orchard.

BENEFITS AND FEATURES

Higher and better yields

- The D-Net™ 8550 provides outstanding water distribution uniformity, due to the unique 3-D arm enabling, the highest uniformity in the market, respective to its flow rate and installation spacing.
- The D-Net™ 8550 provides maximum water-use efficiency.

Saves labor costs and multiple expenses on maintenance

- High robustness
The D-Net™ 8550 has special design that makes the sprinkler more resistant and ensures high performance for a long product life.
- Extended product life
The D-Net™ 8550 is made of UV-protected materials, making it durable under all climate conditions and with any applied nutrients.
- Flexible installation
Can be installed on solid sets or on removable field stands.
- Easy to maintain
A special nozzle key is designed to allow simple cleaning of the nozzle

SPECIFICATIONS

- 7 different nominal flow rates: 510, 580, 680, 810, 940, 1135, 1275 l/h.
Nominal flow rates at 2.5 bar pressure.
- Recommended working pressure: 2.0 to 3.0 bar (at the sprinkler head).
- Wherever sand exceeding 2 ppm exists in the water, a Hydrocyclone is to be installed to protect the system.
When sand/ silt/ clay solids exceed 100 ppm, pretreatment will be applied according to Netafim™ expert team's instructions.
- Water trajectory: 24 degrees
- Inlet connection: 1/2" male threaded.
- Color coded nozzles for easy identification.

PERFORMANCE TABLE

NOZZLE SIZE (MM)	CODE COLOR	WORKING PRESSURE (BAR)	FLOW RATE (L/H)	WETTED DIAMETER* (M)	PRECIPITATION (MM/H)			
					SPACING (M X M)			
					10 x 12	11 x 12	12 x 12	13 x 12
2.3 + 1.8	Gray + lime green	1.5	395	18	3.5	3.2	2.9	2.1
		2.0	456	18	3.5	3.2	2.9	2.7
		2.5	510	19	4.4	4.0	3.7	3.4
		3.0	559	19	4.8	4.4	4.0	3.7
2.5 + 1.8	Purple + lime green	1.5	449	18	3.7	3.4	3.1	2.9
		2.0	519	19	4.4	4.0	3.6	3.3
		2.5	580	19	4.9	4.4	4.0	3.7
		3.0	635	20	5.4	4.9	4.5	4.2
2.9 + 1.8	Orange + lime green	1.5	527	18	4.4	4.0	3.7	3.4
		2.0	608	19	5.1	4.6	4.2	3.9
		2.5	680	20	5.7	5.1	4.7	4.3
		3.0	745	20	6.2	5.6	5.2	4.8
3.2 + 1.8	Green + lime green	1.5	627	18	5.2	4.8	4.4	4.0
		2.0	724	19	6.1	5.5	5.0	4.7
		2.5	810	21	6.8	6.1	5.6	5.2
		3.0	887	21	7.4	6.7	6.2	5.7
3.5 + 1.8	Blue + lime green	1.5	728	18	6.0	5.5	5.0	4.6
		2.0	841	19	7.0	6.4	5.8	5.4
		2.5	940	21	7.9	7.1	6.5	6.0
		3.0	1030	21	8.6	7.8	7.2	6.6

NOZZLE SIZE (MM)	CODE COLOR	WORKING PRESSURE (BAR)	FLOW RATE (L/H)	WETTED DIAMETER* (M)	PRECIPITATION (MM/H)			
					SPACING (M X M)			
					9 x 14	9 x 15	10 x 14	10 x 15
3.5 + 2.5	Blue + yellow	2.0	1015	22	8.1	7.5	7.3	6.8
		2.5	1135	22	9.0	8.4	8.1	7.6
		3.0	1243	22	9.9	9.2	8.9	8.3
4.0 + 2.5	Black + Yellow	2.0	1145	22	9.1	8.5	8.2	7.6
		2.5	1275	22	10.1	9.4	9.1	8.5
		3.0	1397	22	11.1	10.3	10.0	9.3

* at least 0.5 mm/h


**Performance table prepared under laboratory conditions, sprinkler head 1.0 meter above ground

CU = or > than 92% CU = or > 88% and < 92% CU = or > 86% and < 88% CU < 86%

PACKAGING DATA

MODEL	QUANTITY P/BOX UNIT	BOX SIZE (CM X CM X CM)	BOX WEIGHT (KG)	BOXES P/PALLET	TOTAL UNITS P/PALLET	PALLET WEIGHT (KG)
D-Net™ 8550	168	54 x 36 x 33	12.0	18	3024	240

D-NET™ 8550 CATALOG NUMBERS



NOZZLE SIZE (MM)	CODE COLOR	FLOW RATE (L/H) *	CATALOG NUMBER	SPRINKLER ILLUSTRATION
2.3 + 1.8	Gray + lime green	510	60100-000990	
2.5 + 1.8	Purple + lime green	580	60100-001000	
2.9 + 1.8	Orange + lime green	680	60100-001010	
3.2 + 1.8	Green + lime green	810	60100-001030	
3.5 + 1.8	Blue + lime green	940	60100-001040	
3.5 + 2.5	Blue + Yellow	1135	60100-001045	
4.0 + 2.5	Black + Yellow	1275	60100-001046	


*Nominal flow rate at 2.5 bar working pressure

D-NET 8550 SPRINKLER NOZZLES

NOZZLE SIZE (MM)	CODE COLOR	CATALOG NUMBER	PRODUCT DRAW
Front nozzle 2.3	Grey	60100-001140	
Front nozzle 2.5	Purple	60100-001150	
Front nozzle 2.9	Orange	60100-001160	
Front nozzle 3.2	Green	60100-001170	
Front nozzle 3.5	Blue	60100-001180	
Front nozzle 4.0	Black	60100-001181	
Rear nozzle 1.8	Lime green	60100-001300	
Rear nozzle 2.5	Yellow	60100-001310	

COMPLEMENTARY PRODUCTS

PRODUCT DESCRIPTION	CATALOG NUMBER	CONNECTOR ILLUSTRATIONS	PRODUCT DESCRIPTION	CATALOG NUMBER	CONNECTOR ILLUSTRATIONS
SOCKET 1/2" F TH - 1/2" F TH	65080-004500		D-Net™ 8550 CLIP NOZZLE TOOL	1 UNIT 60100-001410	
REDUCER COUPLING 3/4" F TH - 1/2" F TH	65080-004600			50 UNITS/BOX 60100-001420	

PRODUCT DESCRIPTION	CATALOG NUMBER	CONNECTOR ILLUSTRATIONS
Anti-theft connector 20 mm (grey) -1000 units/box + 20 keys	60101-000110	
Anti-theft connector 20 mm (grey) - 100 units/bag	60101-000100	
Anti-theft connector 1/2" (white) - 1000 units/box + 20 keys	60101-000210	
Anti-theft connector 1/2" (white) - 100 units/bag	60101-000200	
Anti-theft key (blue) - 20 units/bag	60101-000300	

SPRINKLER STANDS

<p>MEGA-RISER 1/2" 0.4 M LENGTH 1/2" MTH - 1/2" FTH</p>		<p>MEGA-SUPPORTING ARM</p>		<p>MEGA-BASE</p>	
<p>64520-002490</p>		<p>64520-002485</p>		<p>64520-002480</p>	
<p>IMP SPR STAND 9*12 120CM W/OSTK F&S PE</p>		<p>IMP SPR STAND 9*12 120CM W/OSTK F&S FLX</p>			
<p>64520-004900</p>		<p>64520-004910</p>			

For additional information on sprinklers stands and assembly instructions please review D-Net™ 8550 user manual



D-NET™ 6550

3D ARM IMPACT SPRINKLER

APPLICATIONS

For under canopy irrigation, plantations, bananas, orchards or any other full coverage needs.

BENEFITS AND FEATURES

Higher and better yields

- The D-Net™ 6550 provides high water distribution uniformity due to the unique 3-D arm enabling the highest uniformity in the market, respective to its flow rate and installation spacing.
- The D-Net™ 6550 provides maximum water-use efficiency.

Saves labor costs and multiple expenses on maintenance

- High robustness
The D-Net™ 6550 has special design that makes the sprinkler more resistible and ensure high performance for a long product life.
- Extended product life
The D-Net™ 6550 is made of UV-protected materials, making it durable under all climate conditions and with any applied nutrients.
- Flexible installation
Can be installed on solid sets or on removable field stands.
- Easy to maintain
A special nozzle design, allows simple cleaning of the nozzle even under pressure.

SPECIFICATIONS

- 3 different nominal flow rates: 355, 400, 510 l/h.
Nominal flow rates at 2.5 bar pressure.
- Recommended working pressure: 2.0 to 3.0 bar (at the sprinkler head).
- Wherever sand exceeding 2 ppm exists in the water, a Hydrocyclone is to be installed to protect the system.
When sand/ silt/ clay solids exceed 100 ppm, pretreatment will be applied according to Netafim™ expert team's instructions.
- Water trajectory: 14 degrees
- Inlet connection: 1/2" male threaded.
- Color coded nozzles for easy identification.

PERFORMANCE TABLE

NOZZLE SIZE (MM)	CODE COLOR	WORKING PRESSURE (BAR)	FLOW RATE (L/H)	WETTED DIAMETER* (M)	PRECIPITATION (MM/H)					
					SPACING (M X M)					
					9 X 9	9 X 10	10 X 10	10 X 11	10 X 12	12 X 12
2.3	Gray	2.0	318	16	3.9	3.5	3.2	2.9	2.7	2.2
		2.5	355	17	4.4	3.9	3.6	3.2	3.0	2.5
		3.0	389	17	4.8	4.3	3.9	3.5	3.2	2.7
2.5	Purple	2.0	358	16	4.4	4.0	3.6	3.3	3.0	2.5
		2.5	400	18	4.9	4.4	4.0	3.6	3.3	2.8
		3.0	438	18	5.4	4.9	4.4	4.0	3.7	3.0
2.9	Orange	2.0	456	17	5.6	5.1	4.6	4.1	3.8	3.2
		2.5	510	18	6.3	5.7	5.1	4.6	4.3	3.5
		3.0	559	19	6.9	6.2	5.6	5.1	4.7	3.9


* at least 0.5 mm/h

** Performance table prepared under laboratory conditions, sprinkler head at 0.5 meter above ground

PACKAGING DATA




MODEL	QUANTITY P/BOX UNIT	BOX SIZE (CM X CM X CM)	BOX WEIGHT (KG)	BOXES P/PALLET	TOTAL UNITS P/PALLET	PALLET WEIGHT (KG)
D-Net™ 6550	168	54 x 36 x 33	12.0	18	3024	240

D-NET™ 6550 CATALOG NUMBERS



NOZZLE SIZE (MM)	CODE COLOR	FLOW RATE (L/H) *	CATALOG NUMBER	SPRINKLER ILLUSTRATION
2.3	Gray	355	60100-002300	
2.5	Purple	400	60100-002310	
2.9	Orange	510	60100-002320	


*Nominal flow rate at 2.5 bar working pressure

D-NET 6550 SPRINKLER NOZZLES

NOZZLE SIZE (MM)	CODE COLOR	CATALOG NUMBER	PRODUCT DRAW
2.3	Gray	60100-002450	
2.5	Purple	60100-002451	
2.9	Orange	60100-002452	

COMPLEMENTARY PRODUCTS

PRODUCT DESCRIPTION	CATALOG NUMBER	CONNECTOR ILLUSTRATIONS
SOCKET 1/2" FTH - 1/2" FTH	65080-004500	
REDUCER COUPLING 3/4" FTH - 1/2" FTH	65080-004600	

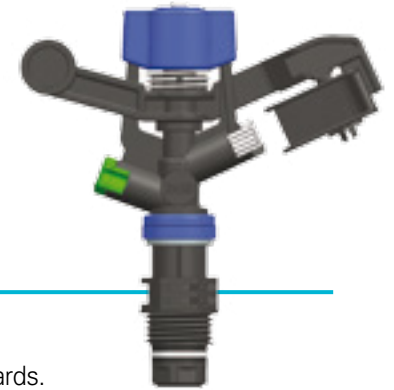
PRODUCT DESCRIPTION	CATALOG NUMBER	CONNECTOR ILLUSTRATIONS
Anti-theft connector 20 mm (grey) - 1000 units/box + 20 keys	60101-000110	
Anti-theft connector 20 mm (grey) - 100 units/bag	60101-000100	
Anti-theft connector 1/2" (white) - 1000 units/box + 20 keys	60101-000210	
Anti-theft connector 1/2" (white) - 100 units/bag	60101-000200	
Anti-theft key (blue) - 20 units/bag	60101-000300	

SPRINKLER STANDS

MEGA-RISER 1/2" 0.4 M LENGTH 1/2" MTH - 1/2" FTH		MEGA-SUPPORTING ARM		MEGA-BASE	
64520-002490		64520-002485		64520-002480	
IMP SPR STAND 9*12 120CM W/OSTK F&S PE		IMP SPR STAND 9*12 120CM W/OSTK F&S FLX			
64520-004900		64520-004910			

For additional information on sprinklers stands and assembly instructions please review D-Net™ 6550 user manual





LWP 2450

LOW WORKING PRESSURE IMPACT SPRINKLER

APPLICATIONS

Vegetables and open field crops, open field nurseries, crop germination, cooling of fruit orchards.

BENEFITS AND FEATURES

Achieves high yields & Saves operation costs

- The LWP 2450 sprinkler reduces operating costs and saves money thanks to its ability to work at low pressure.
- The LWP 2450 is design to achieve a good water distribution uniformity, although the low sprinkler operation pressure.

Saves labor costs and multiple expenses on maintenance

- High robustness -The LWP 2450 special design makes the sprinkler more resistible thus ensuring high performance and durability.
- Extended product life -The LWP 2450 is made of UV-protected materials, and is durable under all climate conditions and nutrients injected in agricultural applications.
- Flexible installation - Can be installed on solid sets or on removable field stands.
- Easy to maintain - A special nozzle key is designed to allow continuous cleaning of the nozzle even under pressure.

SPECIFICATIONS

- 3 different nominal flow rates: 350, 380, 450 l/h.
Nominal flow rates at 1.5 bar pressure.
- Recommended working pressure: 1.0 to 2.0 bar (at the sprinkler head).
- Wherever sand exceeding 2 ppm exists in the water, Hydrocyclone shall be installed to protect the system.
When sand / silt / clay solids exceed 100 ppm, pretreatment will be applied following Netafim™ expert team's instructions.
- Water trajectory: 24 degrees
- Inlet connection: 1/2" male threaded.
- Color coded nozzles for easy identification.

PERFORMANCE TABLE

NOZZLE SIZE (MM)	CODE COLOR	WORKING PRESSURE (BAR)	FLOW RATE (L/H)	WETTED DIAMETER* (M)	PRECIPITATION (MM/H)				
					SPACING (M X M)				
					8 X 8	8 X 10	9 X 9	9 X 10	10 X 10
2.0 + 1.8	White + lime green	1.0	286	17	4.5	3.6	3.5	3.2	2.9
		1.5	350	20	5.5	4.4	4.3	3.9	3.5
		2.0	404	21	6.3	5.1	5.0	4.5	4.0
2.2 + 1.8	Brown + lime green	1.0	310	18	4.8	3.9	3.8	3.4	3.1
		1.5	380	20	5.9	4.8	4.7	4.2	3.8
		2.0	439	21	6.9	5.5	5.4	4.9	4.4
2.5 + 1.8	Purple + lime green	1.0	367	19	6.4	5.1	5.0	4.5	4.1
		1.5	450	21	7.0	5.6	5.6	5.0	4.5
		2.0	520	22	9.0	7.2	7.1	6.4	5.8

* at least 0.5 mm/h


**Performance table prepared under laboratory conditions, sprinkler head 1.0 meter above ground

CU = or > than 92% CU = or > 88% and < 92% CU = or > 86% and < 88% CU < 86%

PACKAGING DATA





MODEL	QUANTITY P/BOX UNIT	BOX SIZE (CM X CM X CM)	BOX WEIGHT (KG)	BOXES P/PALLET	TOTAL UNITS P/PALLET	PALLET WEIGHT (KG)
LWP 2450	200	54 x 22 x 48	13.0	20	4000	270

LWP 2450 CATALOG NUMBERS

NOZZLE SIZE (MM)	CODE COLOR	FLOW RATE (L/H) *	CATALOG NUMBER	SPRINKLER ILLUSTRATION
2.0 + 1.8	White + lime green	350	60100-004000	
2.2 + 1.8	Brown + lime green	380	60100-004001	
2.5 + 1.8	Purple + lime green	450	60100-004002	


*Nominal flow rate at 1.5 bar working pressure

LWP 2450 SPRINKLER NOZZLES

NOZZLE SIZE (MM)	CODE COLOR	CATALOG NUMBER	PRODUCT DRAW
Front nozzle 2.0	White	60100-004070	
Front nozzle 2.2	Brown	60100-004071	
Front nozzle 2.5	Purple	60100-001150	
Rear nozzle 1.8	Lime green	60100-001300	

COMPLEMENTARY PRODUCTS

PRODUCT DESCRIPTION	CATALOG NUMBER	CONNECTOR ILLUSTRATIONS	PRODUCT DESCRIPTION	CATALOG NUMBER	CONNECTOR ILLUSTRATIONS
SOCKET 1/2" F TH - 1/2" F TH	65080-004500		LWP 2450 CLIP NOZZLE TOOL	1 UNIT 60100-001410	
REDUCER COUPLING 3/4" F TH - 1/2" F TH	65080-004600			50 UNITS/BOX 60100-001420	

PRODUCT DESCRIPTION	CATALOG NUMBER	CONNECTOR ILLUSTRATIONS
Anti-theft connector 20 mm (grey) - 1000 units/box + 20 keys	60101-000110	
Anti-theft connector 20 mm (grey) - 100 units/bag	60101-000100	
Anti-theft connector 1/2" (white) - 1000 units/box + 20 keys	60101-000210	
Anti-theft connector 1/2" (white) - 100 units/bag	60101-000200	
Anti-theft key (blue) - 20 units/bag	60101-000300	

SPRINKLER STANDS

MEGA-RISER 1/2" 0.4 M LENGTH 1/2" MTH - 1/2" FTH		MEGA-SUPPORTING ARM		MEGA-BASE	
64520-002490		64520-002485		64520-002480	
IMP SPR STAND 9*12 120CM W/OSTK F&S PE		IMP SPR STAND 9*12 120CM W/OSTK F&S FLX			
64520-004900		64520-004910			

For additional information on sprinklers stands and assembly instructions please review LWP 2450 user manual





D-NET™ 9575

3D ARM IMPACT SPRINKLER

APPLICATIONS

For open field crops irrigation.

BENEFITS AND FEATURES

Higher and better yields

- The D-Net™ 9575 provides outstanding water distribution uniformity, due to the unique 3-D arm enabling, the highest uniformity in the market, respective to its flow rate and installation spacing.
- The D-Net™ 9575 provides maximum water-use efficiency

Saves labor costs and multiple expenses on maintenance

- High robustness
The D-Net™ 9575 has special design that makes the sprinkler more resistant and ensures high performance for a long product life.
- Extended product life
The D-Net™ 9575 is made of UV-protected materials, making it durable under all climate conditions and with any applied nutrients.
- Flexible installation
Can be installed on solid sets or on removable field stands.
- Easy to maintain
A special nozzle key is designed to allow simple cleaning of the nozzle even under pressure.

SPECIFICATIONS

- 5 different nominal flow rates: 1200, 1400, 1600, 1800, 2000 l/h.
Nominal flow rates at 3.0 bar pressure.
- Recommended working pressure: 2.0 to 4.0 bar (at the sprinkler head).
- Wherever sand exceeding 2 ppm exists in the water, a Hydrocyclone is to be installed to protect the system.
When sand/ silt/ clay solids exceed 100 ppm, pretreatment will be applied according to Netafim™ expert team's instructions.
- Water trajectory: 24 degrees
- Inlet connection: 3/4" male threaded.
- Color coded nozzles for easy identification.

PERFORMANCE TABLE
RECTANGULAR SPACING

NOZZLE SIZE (MM)	CODE COLOR	WORKING PRESSURE (BAR)	FLOW RATE (L/H)	WETTED DIAMETER* (M)	PRECIPITATION (MM/H)					
					SPACING (M X M)					
					12 x 12	12 x 15	12 x 18	15 x 15	15 x 18	18 x 18
3.57 + 2.5	Blue + yellow	2.0	980	22.0	6.8	5.4	4.5	4.4		
		2.5	1095	22.0	7.6	6.1	5.1	4.9		
		3.0	1200	23.0	8.3	6.7	5.6	5.3		
		3.5	1296	24.0	9.0	7.2	6.0	5.8	4.8	
		4.0	1385	24.0	9.6	7.7	6.4	6.2	5.1	
3.96 + 2.5	Green + yellow	2.0	1145	23.0	8.0	6.4	5.3	5.1	4.2	
		2.5	1280	24.0	8.9	7.1	5.9	5.7	4.7	
		3.0	1400	25.0	9.7	7.8	6.5	6.2	5.2	
		3.5	1515	25.0	10.5	8.4	7.0	6.7	5.6	
		4.0	1620	26.0	11.3	9.0	7.5	7.2	6.0	5.0
4.36 + 2.5	Grey + yellow	2.0	1306	23.0	9.1	7.3	6.0	5.8	4.8	
		2.5	1460	25.0	10.1	8.1	6.8	6.5	5.4	
		3.0	1600	25.0	11.1	8.9	7.4	7.1	5.9	4.9
		3.5	1727	26.0	12.0	9.6	8.0	7.7	6.4	5.3
		4.0	1846	26.0	12.8	10.3	8.5	8.2	6.8	5.7
4.76 + 2.5	Yellow + yellow	2.0	1471	22.0	10.2	8.2	6.8	6.5		
		2.5	1645	25.0	11.4	9.1	7.6	7.3	6.1	
		3.0	1800	26.0	12.5	10.0	8.3	8.0	6.7	5.6
		3.5	1946	27.0	13.5	10.8	9.0	8.6	7.2	6.0
		4.0	2081	28.0	14.5	11.6	9.6	9.2	7.7	6.4
5.10 + 2.5	Black + yellow	2.0	1632	22.0	11.3	9.1	7.6	7.3		
		2.5	1825	25.0	12.7	10.1	8.4	8.1	6.8	
		3.0	2000	27.0	13.9	11.1	9.3	8.9	7.4	6.2
		3.5	2160	28.0	15.0	12.0	10.0	9.6	8.0	6.7
		4.0	2310	29.0	16.0	12.8	10.7	10.3	8.6	7.1

TRIANGULAR SPACING

NOZZLE SIZE (MM)	CODE COLOR	WORKING PRESSURE (BAR)	FLOW RATE (L/H)	WETTED DIAMETER* (M)	PRECIPITATION (MM/H)					
					SPACING (M X M)					
					12 x 12	12 x 15	12 x 18	15 x 15	15 x 18	18 x 18
3.57 + 2.5	Blue + yellow	2.0	980	22.0	6.8	5.4	4.5	4.4	3.6	
		2.5	1095	22.0	7.6	6.1	5.1	4.9	4.1	
		3.0	1200	23.0	8.3	6.7	5.6	5.3	4.4	
		3.5	1296	24.0	9.0	7.2	6.0	5.8	4.8	
		4.0	1385	24.0	9.6	7.7	6.4	6.2	5.1	4.3
3.96 + 2.5	Green + yellow	2.0	1145	23.0	8.0	6.4	5.3	5.1	4.2	3.5
		2.5	1280	24.0	8.9	7.1	5.9	5.7	4.7	4.0
		3.0	1400	25.0	9.7	7.8	6.5	6.2	5.2	4.3
		3.5	1515	25.0	10.5	8.4	7.0	6.7	5.6	4.7
		4.0	1620	26.0	11.3	9.0	7.5	7.2	6.0	5.0
4.36 + 2.5	Grey + yellow	2.0	1306	23.0	9.1	7.3	6.0	5.8	4.8	4.0
		2.5	1460	25.0	10.1	8.1	6.8	6.5	5.4	4.5
		3.0	1600	25.0	11.1	8.9	7.4	7.1	5.9	4.9
		3.5	1727	26.0	12.0	9.6	8.0	7.7	6.4	5.3
		4.0	1846	26.0	12.8	10.3	8.5	8.2	6.8	5.7
4.76 + 2.5	Yellow + yellow	2.0	1471	22.0	10.2	8.2	6.8	6.5	5.4	
		2.5	1645	25.0	11.4	9.1	7.6	7.3	6.1	5.1
		3.0	1800	26.0	12.5	10.0	8.3	8.0	6.7	5.6
		3.5	1946	27.0	13.5	10.8	9.0	8.6	7.2	6.0
		4.0	2081	28.0	14.5	11.6	9.6	9.2	7.7	6.4
5.10 + 2.5	Black + yellow	2.0	1632	22.0	11.3	9.1	7.6	7.3	6.0	
		2.5	1825	25.0	12.7	10.1	8.4	8.1	6.8	5.6
		3.0	2000	27.0	13.9	11.1	9.3	8.9	7.4	6.2
		3.5	2160	28.0	15.0	12.0	10.0	9.6	8.0	6.7
		4.0	2310	29.0	16.0	12.8	10.7	10.3	8.6	7.1

* At least 0.5 mm/h


**Performance table prepared under laboratory conditions, sprinkler head 1.0 meter above ground

CU = > than 92%	CU = > 88% and < 92%	CU = > 86% and < 88%	CU < 86%
-----------------	----------------------	----------------------	----------

PACKAGING DATA

MODEL	QUANTITY P/BOX UNIT	BOX SIZE (CM X CM X CM)	BOX WEIGTH (KG)	BOXES P/PALLET	TOTAL UNITS P/PALLET	PALLET WEIGTH (KG)
D-Net™ 9575	50	54 x 20 x 48	8.9	20	1000	200

D-NET™ 9575 CATALOG NUMBERS



NOZZLE SIZE (MM)	CODE COLOR	FLOW RATE (L/H) *	CATALOG NUMBER	SPRINKLER ILLUSTRATION
3.57 + 2.5	Blue + yellow	1200	60100-002000	
3.96 + 2.5	Green + yellow	1400	60100-002010	
4.36 + 2.5	Gray + yellow	1600	60100-002020	
4.76 + 2.5	Yellow + yellow	1800	60100-002030	
5.10 + 2.5	Black + yellow	2000	60100-002040	

*Nominal flow rate at 3.0 bar working pressure

D-NET™ 9575 SPRINKLER NOZZLES

NOZZLE SIZE (MM)	CODE COLOR	CATALOG NUMBER	PRODUCT DRAW
Front nozzle 3.57	Blue	60100-002100	
Front nozzle 3.96	Green	60100-002101	
Front nozzle 4.36	Gray	60100-002102	
Front nozzle 4.76	Yellow	60100-002103	
Front nozzle 5.10	Black	60100-002104	
Rear nozzle 2.50	Yellow	60100-001310	

COMPLEMENTARY PRODUCTS


PRODUCT DESCRIPTION	CATALOG NUMBER	CONNECTOR ILLUSTRATIONS	PRODUCT DESCRIPTION	CATALOG NUMBER	CONNECTOR ILLUSTRATIONS
Socket 3/4" F TH 3/4" F TH	65080-004700		D-Net™ 95750 Nozzle Tool	1 unit 60100-003600	
Reducer Coupling 1" F TH - 3/4" F TH	65080-004610			150 units/box 60100-003610	

SPRINKLERS STANDS COMPLEMENTARY ACCESSORIES CONNECTORS AND STAND ACCESSORIES

<p>SPR STAND F&S CONN FEMALE/BARB BROWN</p> <p>65080-005010</p>		<p>SPR STAND FTN F&S CONN FEMALE/ 1/2" MTH</p> <p>65080-005210</p>		<p>START CONNECTOR TO PE</p> <p>Barb for tube 9*12 32500-003705</p>	
<p>SPR STAND QUICK CONN MALE/BARB 12+0" RING</p> <p>65080-005060</p>		<p>SPR STAND F&S CONN LOCKING SLEEVE 12</p> <p>65080-005090</p>		<p>START CONNECTOR TO PVC</p> <p>Barb for tube 9*12 32500-003706</p>	
<p>MALE / BARB CONNECTOR</p> <p>For tube 6*8 64520-002200</p> <p>For tube 9*12 65080-002871</p>		<p>MALE PLUG</p> <p>65080-002880</p>		<p>REDUCTION NIPPLE 3/4" MALE - 1/2" MALE</p> <p>78220-007700</p>	
<p>IMPC SPR HOUSING 1/2" FTH - BARB 9*12</p> <p>65080-000900</p>		<p>QC SPRINKLER COUPLING CONNECTOR 3/4" (2 PARTS)</p> <p>60100-003720</p>		<p>BUSHING CONNECTOR 3/4" MALE - 1/2" FEMALE</p> <p>78220-004100</p>	
<p>QC CV VALVE 3/4"</p> <p>60100-003700</p>		<p>QC KEY RISER 3/4"</p> <p>60100-003710</p>		<p>METAL ROD</p> <p>6 mm diameter, 100 cm length 65080-001100</p> <p>6 mm diameter, 120 cm length 65080-001200</p> <p>8 mm diameter, 100 cm length 65080-001600</p> <p>8 mm diameter, 120 cm length 65080-001700</p>	
<p>SPRINKLER SOCKET</p> <p>1/2" / 1/2" Sprinkler socket 65080-004500</p> <p>3/4" / 1/2" Sprinkler reducer coupling 65080-004600</p>		<p>SPRINKLER SOCKET</p> <p>3/4" / 3/4" Sprinkler socket 65080-004700</p> <p>1" / 3/4" Sprinkler reducer coupling 65080-004610</p>		<p>BUSHING CONNECTOR 3/4" FEMALE - 1/2" MALE</p> <p>78220-003900</p>	
<p>3/4" FTH X 3/4" MTH PRESSURE REGULATOR, MODEL 2000</p> <p>PR.V. 2000 3/4" 2.5 BAR 35 PSI 30500-001600</p> <p>PR.V. 2000 3/4" 3.0 BAR 43 PSI 30500-001700</p>		<p>P.R.V. IN-LINE 3/4" / 1/2" 2.5 BAR 35 PSI</p> <p>31000-002200</p>			



NETAFIM™ FLEXIBLE PIPES FLEXNET™ AND FLEXNET™ HP



The industry's ideal piping solutions for mainline and distribution laterals applications.

High-performance and cost-efficient products, FlexNet™ and FlexNet™ HP features unique integral welded outlets that lower installation costs while ensuring a secure, leakage-free connection between distribution pipes and laterals.

Available in a wide range of diameters, Netafim's flagship pipe addresses the design requirements of any on-surface or subsurface irrigation deployment.

A thermostatic collapsible irrigation pipe, offers many advantages over other pipe solutions.

They are highly portable, flexible and light weight, thereby reducing manpower, freight, maintenance and storage requirements.

Are also versatile and durable, enabling it to withstand the most stringent climatic and environmental conditions.

The comprehensive Netafim™ flexible pipes solutions are equipped with connector kits and an array of branching and lateral fittings, making them compatible with all Netafim™ systems. Requiring no specialized installation tools and designed for Netafim's industry-leading recoiling machinery, the user – friendly Netafim™ flexible pipes are extremely easy to layout and recoil. Rounding out Netafim's industry-leading drip irrigation offering, they are a cost-effective piping solution that meets the diverse needs of professional growers worldwide.

FLEXNET™ HP

DIAMETER	DISTANCE BETWEEN OUTLETS (M)	COIL LENGTH 100 METER
2"/51mm	5.0	43000-007240
3"/78mm	5.0	43000-010225

DIAMETER	DISTANCE BETWEEN OUTLETS (M)	COIL LENGTH 96 METER
2"/51mm	6.0	
3"/78mm	6.0	43000-010250

DIAMETER	DISTANCE BETWEEN OUTLETS (M)	COIL LENGTH 98 METER
2"/51mm	7.0	43000-007252
3"/78mm	7.0	43000-010270

DIAMETER	DISTANCE BETWEEN OUTLETS (M)	COIL LENGTH 96 METER
2"/51mm	8.0	43000-007275
3"/78mm	8.0	43000-010285

DIAMETER	DISTANCE BETWEEN OUTLETS (M)	COIL LENGTH 99 METER
2"/51mm	9.0	43000-007288
3"/78mm	9.0	43000-010320

DIAMETER	DISTANCE BETWEEN OUTLETS (M)	COIL LENGTH 100 METER
2"/51mm	10.0	43000-007360
3"/78mm	10.0	43000-010300

DIAMETER	DISTANCE BETWEEN OUTLETS (M)	COIL LENGTH 96 METER
2"/51mm	12.0	43000-007419
3"/78mm	12.0	

DIAMETER	DISTANCE BETWEEN OUTLETS (M)	COIL LENGTH 108 METER
2"/51mm	14.0	
3"/78mm	14.0	43000-010570

DIAMETER	DISTANCE BETWEEN OUTLETS (M)	COIL LENGTH 108 METER
2"/51mm	18.0	
3"/78mm	18.0	43000-010590

FLEXNET™

DIAMETER	DISTANCE BETWEEN OUTLETS (M)	COIL LENGTH 100 METER
2"/51mm	5.0	43002-000760
3"/78mm	5.0	

DIAMETER	DISTANCE BETWEEN OUTLETS (M)	COIL LENGTH 102 METER
2"/51mm	6.0	43002-000765
3"/78mm	6.0	43002-002162

DIAMETER	DISTANCE BETWEEN OUTLETS (M)	COIL LENGTH 98 METER
2"/51mm	7.0	43002-000770
3"/78mm	7.0	

DIAMETER	DISTANCE BETWEEN OUTLETS (M)	COIL LENGTH 96 METER
2"/51mm	8.0	43002-000775
3"/78mm	8.0	

DIAMETER	DISTANCE BETWEEN OUTLETS (M)	COIL LENGTH 99 METER
2"/51mm	9.0	43002-000780
3"/78mm	9.0	

DIAMETER	DISTANCE BETWEEN OUTLETS (M)	COIL LENGTH 100 METER
2"/51mm	10.0	43002-001000
3"/78mm	10.0	

DIAMETER	DISTANCE BETWEEN OUTLETS (M)	COIL LENGTH 96 METER
2"/51mm	12.0	43002-001012
3"/78mm	12.0	43002-002152

Missing catalog numbers available upon request


Different coil lengths achieve the need to supply at the beginning and the end of the coil "half" the distance between outlets


MICRO-TUBES AND TUBES, COMPLEMENTARY ACCESSORIES


SPE 6*8 MM BLACK MICRO-TUBE	
100 meter coil	40000-006510
200 meter coil	40000-006560
500 meter coil	40000-006580

SPE 9*11 MM BLACK MICRO-TUBE	
100 meter coil	40000-007510
500 meter coil	40000-007550

SPE 9*12 MM BLACK MICRO-TUBE	
100 meter coil	40000-005530


SPE 6*8 MM BLACK MICRO-TUBE	
60 cm length 40000-006160	
100 cm length 40000-006210	
120 cm length 40000-006260	
120 cm length 40000-006310	
150 cm length 40000-006360	


SPE 9*11 MM BLACK MICRO-TUBE PIECES	
60 cm length 40000-007001	
90 cm length 40000-007050	
120 cm length 40000-007080	
150 cm length 40000-007110	


SPE 9*12 MM BLACK MICRO-TUBE PIECES	
60 cm length 40000-005460	
90 cm length 40000-005480	
100 cm length 40000-005490	
120 cm length 40000-005510	
150 cm length 40000-005520	
200 cm length 40000-005525	


PE 16 MM BLACK PIPE (13.2 MM ID - 1.4 MM WT)	
200 meter coil	40500-001490


SPE 4*6.5 MM BLACK MICRO-TUBE COILS	
200 meter coil	40000-004800
500 meter coil	40000-004900


PE 16 MM BLACK PIPE (13.2 MM ID - 1.4 MM WT) PIECES	
120 cm length 40500-001480	


SPE 4*6.5 MM BLACK MICRO-TUBE PIECES	
30 cm length 40000-005040	
45 cm length 40001-003440	
60 cm length 40000-005100	
75 cm length 40001-003460	
90 cm length 40000-005170	
120 cm length 40000-005260	
150 cm length 40000-005340	


SPE 4*6.5 MM BLACK MICRO-TUBE PIECES + BARB CONNECTOR	
30 cm length 63000-004100	
46 cm length 63000-004500	
60 cm length 63000-005900	
75 cm length 63000-006500	
90 cm length 63000-007200	
120 cm length 63000-008400	
150 cm length 63000-009000	


SPE 4*6.5 MM BLACK MICRO-TUBE PIECES + BARB CONNECTOR + FEMALE CONNECTOR	
30 cm length 63000-004000	
46 cm length 63000-004400	
60 cm length 63000-005800	
75 cm length 63000-006400	
90 cm length 63000-007100	
120 cm length 63000-008300	
150 cm length 63000-008900	


SPE 4*6.5 MM BLACK MICRO-TUBE PIECES + MALE CONNECTOR + FEMALE CONNECTOR	
30 cm length 63000-003700	
46 cm length 63000-004200	
60 cm length 63000-005500	
75 cm length 63000-006100	
90 cm length 63000-006800	
120 cm length 63000-008000	
150 cm length 63000-008600	

SPE 4*6.5 MM BLACK MICRO-TUBE PIECES + MALE CONNECTOR	
30 cm length 63000-003600	
46 cm length 63000-005200	
60 cm length 63000-005400	
75 cm length 63000-006000	
90 cm length 63000-006700	
120 cm length 63000-007900	
150 cm length 63000-008500	

SSPE 4*6.5 MM GRAY MICRO-TUBE COILS	
200 meter coil	40000-004850
500 meter coil	40000-004950

SSPE 4*6.5 MM GRAY MICRO-TUBE PIECES	
15 cm length 40000-005020	
30 cm length 40000-005070	
46 cm length 40001-003400	
60 cm length 40000-005120	
75 cm length 40001-003420	
90 cm length 40000-005190	
120 cm length 40000-005280	
150 cm length 40000-005360	

SSPE 4*6.5 MM GRAY MICRO-TUBE PIECES + BARB CONNECTOR + FEMALE CONNECTOR + ASSEMBLY STABILIZER	
15 cm length 63000-003570	
30 cm length 63000-004060	
46 cm length 63000-004450	
60 cm length 63000-005860	
75 cm length 63000-006450	
90 cm length 63000-007160	
120 cm length 63000-008350	
150 cm length 63000-008950	

SSPE 4*6.5 MM GRAY MICRO-TUBE PIECES + MALE CONNECTOR + FEMALE CONNECTOR + ASSEMBLY STABILIZER	
15 cm length 63000-003550	
30 cm length 63000-003820	
46 cm length 63000-004320	
60 cm length 63000-005620	
75 cm length 63000-006220	
90 cm length 63000-006920	
120 cm length 63000-008120	
150 cm length 63000-008720	

FROSTIE
FROST MITIGATION
CONTROLLER.
SINGLE STATION VALVE
CONTROLLER POWERED BY
2 AA ALKALINE BATTERIES.
BUILT IN PRECISION
TEMPERATURE AND
HUMIDITY SENSORS.









00045-001620

PRODUCTS DISPLAY BOX



63000-012600

TOOLS

PUNCH 3 MM		PUNCH 8 MM		SPIRAL PUNCH 3 MM FOR 12 TO 32 MM PIPE DIAMETER	
45000-001000		45000-001400		45000-001630	
PUNCH 3 MM + INSERTER		PUNCH 8 MM + INSERTER			
45000-001320		45000-001450			
SCREW PUNCH , 8 MM		PUNCH 3 MM FOR 16 AND 20 MM PIPE DIAMETER			
45000-002400		45000-001600			
CONNECTORS AND FITTINGS INSERTER					
45000-002270					

