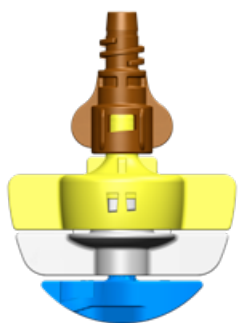


SpinNet™ SD F&P

A bridge-free micro-sprinkler, for upsidedown irrigation, with unique design for superior water distribution uniformity for tunnels as a single line irrigation. With F&P - Fast and Positive connections to prevent disconnections.



Superb uniformity



Bridge-free micro-sprinkler



Fast & positive connection

Applications



Upside-down irrigation



Single line irrigation

/ Benefits & Features

- High water distribution uniformity & Higher yield
 - Superior water distribution uniformity for single line coverage irrigation. Achieved thanks to the unique design of the SpinNet™ micro-sprinkler and the SD device (Shoulder Distribution). SpinNet™ SD F&P is available in a variety of rotors and nozzles that provide different flow rates, and different water profiles to fit completely the plant and structure width needs. The Shoulder Distribution provides a high level of uniformity within a closely spaced "stripe of sprinklers"
- Keep your crop from drips damage
 - Shadow-less operation - Assure a uniform irrigation even below the emitter itself
 - Drip-less micro-sprinkler - SpinNet SD is designed as a bridge-free micro-sprinkler, preventing drips on the plants located below, in a upside-down irrigation, to prevent plant damages
 - Controlled start & stop operation – With the Reliable anti-drain (AD) valves, all the SpinNet SD micro-sprinklers, start and stop simultaneously, and prevent distribution pipe drainage and dripping
- F&P - Ensure a secure connection on the full upside-down stand
 - The Fast & Positive connections between the SpinNet, the SD and AD valve components prevent unwanted disconnections caused by extreme environmental conditions during inactive periods. F&P ensures a reliable and robust connection and enabling simple and efficient disconnected manually when required
- Durability and low maintenance
 - High quality & resistant. Made of a highest quality material makes it durable and resistant. The integration of acid resistant plastics enables the use of acid treatment, standard agrochemicals and nutrients
 - The SpinNet SD with F&P connection and other SpinNet components can be manually disassembled without the need for tools, allowing for easy interchangeability, flushing, and maintenance

Specifications & Recommendations

- 6 Different SD Flow Models – 090/050, 120/070, 160/070, 160/090, 200/090, 200/120 l/h
 - The nominal flow is the lower number in model's name
 - SD connection types: F&P-F&P, Barb-F&P
- Nominal Flow Rate at - 2.0 bar
- Recommended Pressure Range - 2.0 - 3.0 bar
- 3 Different Rotors -
 - LR - Long Range. High trajectory angle. Green rotor
 - FLT – Flat distribution. Gray rotor
 - SR - Short Range. Low trajectory angle. Blue rotor
- 1 Types of SpinNet™ Inlet Connector - F&P - Fast & Positive - Fast thread
- Color Coded For Easy Identification -
- Nozzle & SD Device for easy identification of the flow rate
- Rotor for easy identification of the model
- Complementary Components -
 - AD valve 15, 20: F&P-F&P, Barb-F&P, 3/8-F&P
 - Adapter: Barb-F&P
- Acid resistant (AA) raw materials, thus allowing the application chemicals to pass through the system. The system can be cleaned by application of suitable acid treatments
- SpinNet™ SD meets ISO 8026 standards (SI 1406) with production certified by the Israel Standards Institute (SII)
- Filtration Recommendations – 130mic. / 120mesh

*Note: Filtration method shall be selected based on the type and concentration of the dirt particles contained in the water. Wherever sand exceeding 2ppm exists in the water, a Hydrocyclone shall be installed before the main filter. Wherever sand/ silt/ clay solids exceed 100ppm, pre-treatment shall be applied according to Netafim™ instructions

→ Technical Data

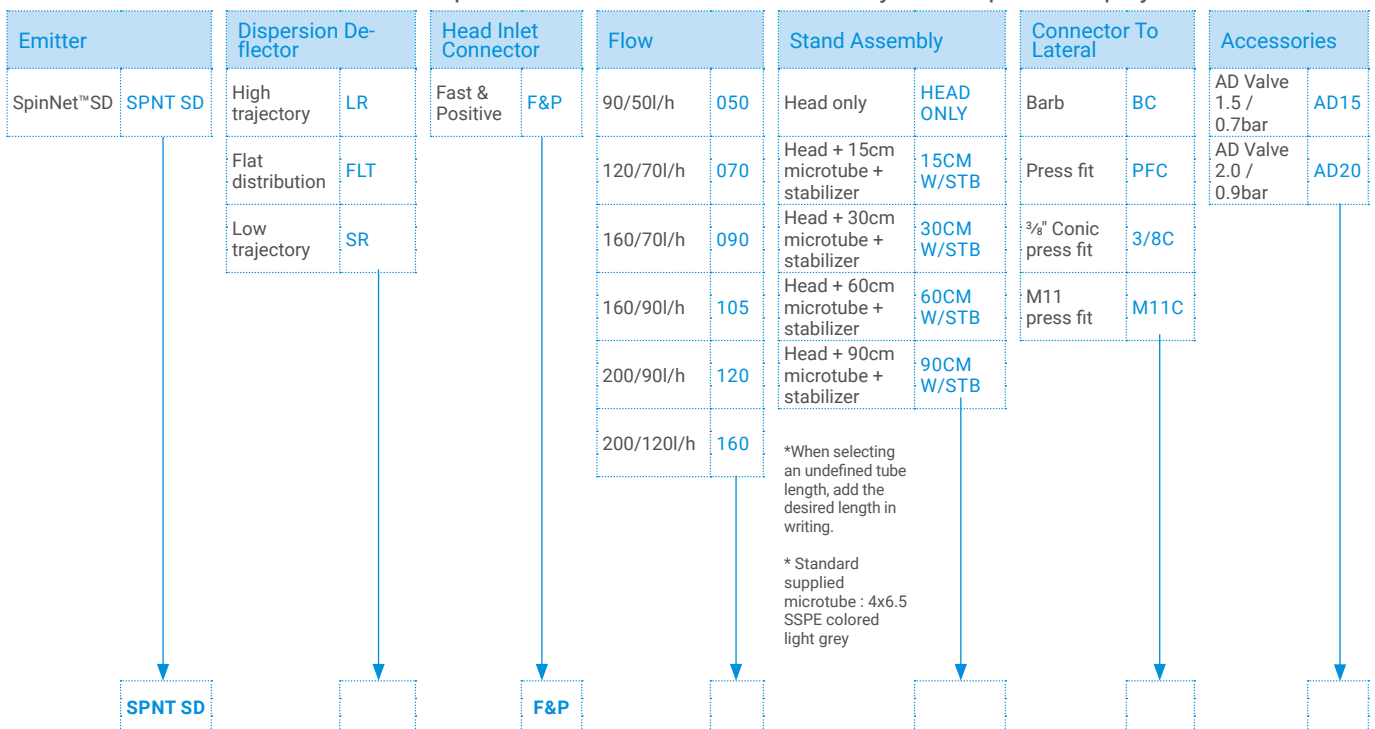
Model	Nozzle Code Color + Nozzle Size (mm)		Sd Code Color + SD Size (mm)		Rec. Working Pressure (bar)	Constant K	Exponent X	Wetted Diameter With LR Green Swivel (1.8m Above Surface) (m)	Wetted Diameter With FLT Flat Swivel (1.8m Above Surface) (m)	Wetted Diameter With SR Blue Swivel (1.8m Above Surface) (m)
090/050	Orange	1.22	Orange	1.20	2.0 to 3.0	11.6	0.5	N/A	N/A	5.5
120/070	Red	1.44	Red	1.46	2.0 to 3.0	15.2	0.5	8.5	7.0	5.5
160/070	Brown	1.76	Brown	1.46	2.0 to 3.0	17.7	0.5	7.5	6.5	5.5
160/090		1.76		1.56	2.0 to 3.0	19.7	0.5	8.0	6.5	6.0
200/090	Yellow	1.86	Yellow	1.56	2.0 to 3.0	20.6	0.5	7.5	6.0	5.5
200/120		1.86		1.87	2.0 to 3.0	27.5	0.5	9.0	7.0	6.5

→ Ordering information

* Wetted diameter defined by application rate equal or above 0.26mm/h

Flowchart to determine the desired product definition

How to use: To determine the desired product definition select one of every set of options displayed on the chart.



→ Packaging Data


SpinNet™ SD F&P	Qty. P/Box Units	Box Size (cm x cm x cm)	Box Weight (kg)	Boxes P/Pallet	Total Units P/Pallet	Pallet Weight (kg)
Head & SD connector SpinNet™ F&P head & SD device	1250	18 x 34 x 79	12.9	20	25000	268
Complete stand (30 cm) w/stabilizer & AD valve	150	28 x 28 x 57	11.5	32	4800	368
Complete stand (60 cm) w/stabilizer & AD valve	100	18 x 34 x 79	8.4	20	2000	176

→ Catalog Numbers For SpinNet™ SD F&P Head Only


Model	Nozzle Color	SD Code Color	SpinNet™ SD F&P LR, Green Swivel		SpinNet™ SD F&P FLT, Grey Swivel		SpinNet™ SD F&P SR, Blue Swivel	
			1 Unit	100 units/bag	1 Unit	100 units/bag	1 Unit	100 units/bag
090/050	Orange	Orange	N/A	N/A	N/A	N/A	64200-040200	
120/070	Red	Red	64200-040000		64200-040100		64200-040210	
160/070	Brown	Red	64200-040010		64200-040110		64200-040220	
160/090	Brown	Brown	64200-040020		64200-040120		64200-040230	
200/090	Yellow	Brown	64200-040030		64200-040130		64200-040240	
200/120	Yellow	Yellow	64200-040040		64200-040140		64200-040250	

→ SpinNet™ SD F&P Components


SD F&P - F&P

	SD Model	Color	Catalog Number 1 Unit
	XXX / 050	90 / Orange	63000-014500
	XXX / 070	120 / Red	63000-014510
	XXX / 090	160 / Brown	63000-014520
	XXX / 120	200 / Yellow	63000-014530

SD Barb - F&P


	SD Model	Color	Catalog Number 1 Unit
	XXX / 050	90 / Orange	63000-014540
	XXX / 070	120 / Red	63000-014550
	XXX / 090	160 / Brown	63000-014560
	XXX / 120	200 / Yellow	63000-014570

→ Upside-down Stand of the SpinNet™ SD F&P Composition


	Description
	<ul style="list-style-type: none"> - SpinNet with F&P inlet - SD device with F&P inlet & F&P outlet - AD valve with Barb inlet & F&P outlet - Stabilizer - 4x6.5 Gray micro-tube with barb or Pres-fit connector to lateral

→ SpinNet™ SD F&P AD Valves

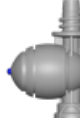
AD Valve Barb / F&P

	Blue pin 1.5 / 0.7
	63000-003390
	Purple pin 2.0 / 0.9
	63000-003391

AD Valve 3/8" / F&P

	Blue pin 1.5 / 0.7
	63000-003392
	Purple pin 2.0 / 0.9
	63000-003393

AD Valve F&P / F&P

	Blue pin 1.5 / 0.7
	Purple pin 2.0 / 0.9